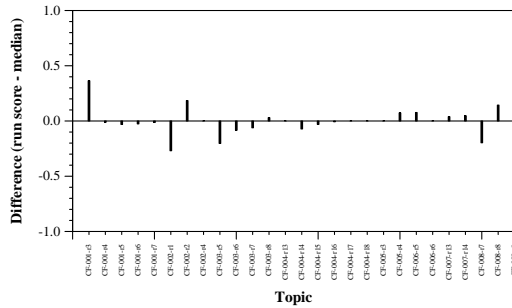


CrisisFACTs Track results — (IISER22) Indian Institutes of Science Education and Research, Kolkata

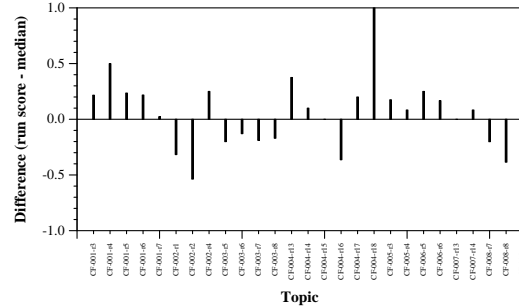
Summary Statistics	
Run ID	submission_LM_JM_2
Run type	Automatic
TREC-IS labels?	no
Streams	Twitter; Facebook; Reddit; Web news
Extractive or abstractive	extractive

Manual measure means	isolated	accumulative
Comprehensiveness	0.1442	0.1175
Redundancy Ratio	0.2484	0.4271
Assessed %	0.7074	0.7074
Matched %	0.1789	0.1789
Skipped %	0.0008	0.0008
Irrelevant %	0.4921	0.4921
Unmatched %	0.3282	0.3282

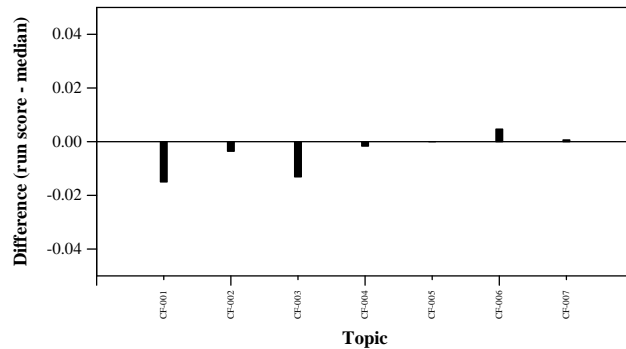
Automatic measure means	ICS	Wikipedia	NIST
ROUGE-1 F1	0.0043	0.0023	0.0083
ROUGE-2 F1	0.0008	0.0005	0.0019
ROUGE-L F1	0.0015	0.0012	0.0023
ROUGE-Lsum F1	0.0042	0.0022	0.0078
BERTscore F1	0.0100	0.0114	0.0118



Per-topic difference from median accumulative comprehensiveness



Per-topic difference from median accumulative redundancy ratio



Per-topic difference from median ROUGE-2 to ICS