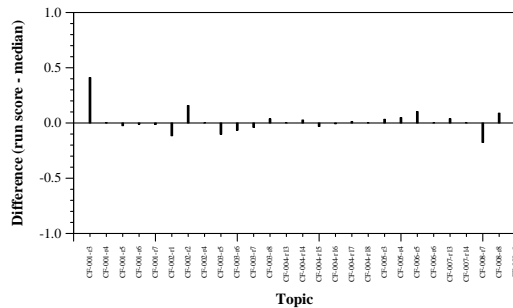


CrisisFACTs Track results — (IISER22) Indian Institutes of Science Education and Research, Kolkata

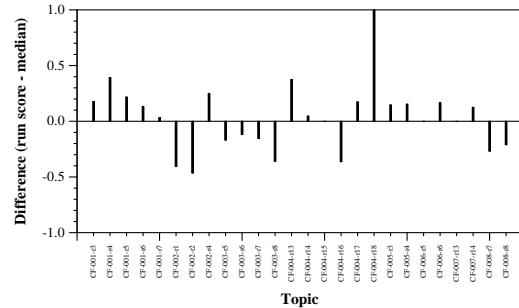
Summary Statistics	
Run ID	submission_LM_DS_3
Run type	Automatic
TREC-IS labels?	no
Streams	Twitter; Facebook; Reddit; Web news
Extractive or abstractive	extractive

Manual measure means	isolated	accumulative
Comprehensiveness	0.1629	0.1291
Redundancy Ratio	0.1944	0.4126
Assessed %	0.6534	0.6534
Matched %	0.2173	0.2173
Skipped %	0.0008	0.0008
Irrelevant %	0.4373	0.4373
Unmatched %	0.3445	0.3445

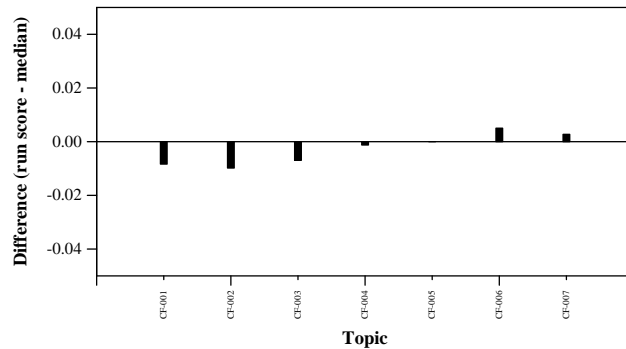
Automatic measure means	ICS	Wikipedia	NIST
ROUGE-1 F1	0.0044	0.0023	0.0086
ROUGE-2 F1	0.0008	0.0006	0.0022
ROUGE-L F1	0.0016	0.0012	0.0024
ROUGE-Lsum F1	0.0044	0.0022	0.0082
BERTscore F1	0.0097	0.0117	0.0117



Per-topic difference from median accumulative comprehensiveness



Per-topic difference from median accumulative redundancy ratio



Per-topic difference from median ROUGE-2 to ICS