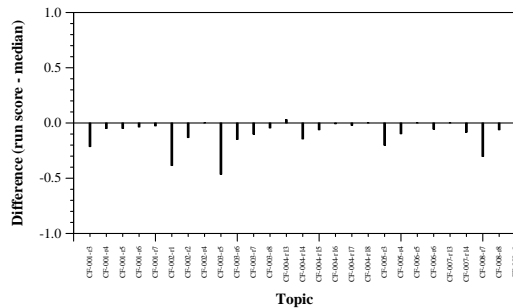


CrisisFACTs Track results — (unicamp) State University of Campinas (Amancio)

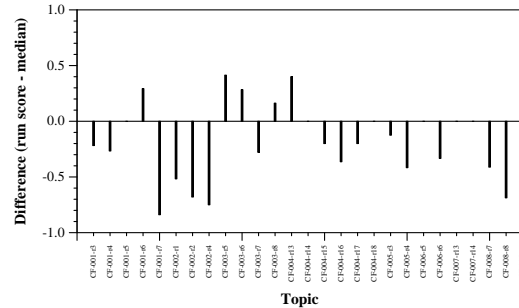
Summary Statistics	
Run ID	NM-2
Run type	Automatic
TREC-IS labels?	no
Streams	Twitter; Facebook; Reddit; Web news
Extractive or abstractive	both

Manual measure means	isolated	accumulative
Comprehensiveness	0.0150	0.0146
Redundancy Ratio	0.1238	0.1794
Assessed %	0.0309	0.0309
Matched %	0.7538	0.7538
Skipped %	0.0000	0.0000
Irrelevant %	0.0864	0.0864
Unmatched %	0.1597	0.1597

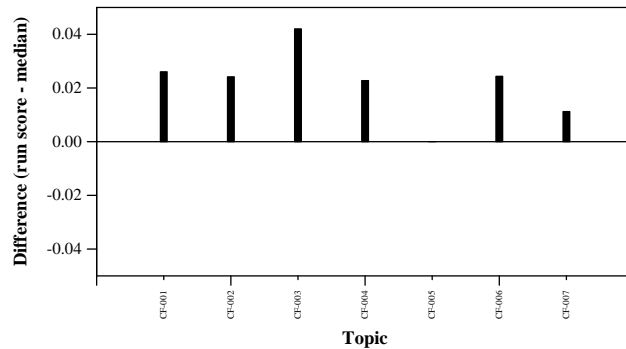
Automatic measure means	ICS	Wikipedia	NIST
ROUGE-1 F1	0.0053	0.0018	0.0084
ROUGE-2 F1	0.0013	0.0006	0.0030
ROUGE-L F1	0.0019	0.0010	0.0026
ROUGE-Lsum F1	0.0052	0.0017	0.0080
BERTscore F1	0.0102	0.0118	0.0124



Per-topic difference from median accumulative comprehensiveness



Per-topic difference from median accumulative redundancy ratio



Per-topic difference from median ROUGE-2 to ICS