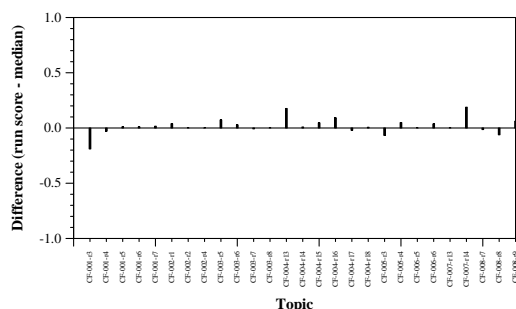


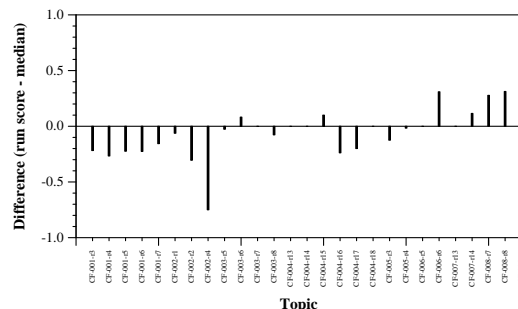
Summary Statistics	
Run ID	IRIT_IRIS_mean_USE
Run type	Automatic
TREC-IS labels?	no
Streams	Twitter; Facebook; Reddit; Web news
Extractive or abstractive	extractive

Manual measure means	isolated	accumulative
Comprehensiveness	0.1554	0.1317
Redundancy Ratio	0.1770	0.3110
Assessed %	0.4251	0.4251
Matched %	0.3701	0.3701
Skipped %	0.0000	0.0000
Irrelevant %	0.2239	0.2239
Unmatched %	0.4060	0.4060

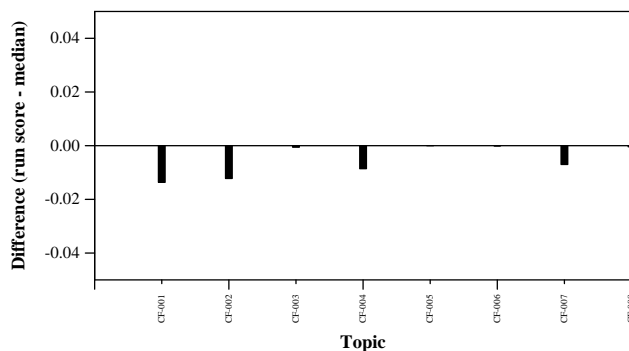
Automatic measure means	ICS	Wikipedia	NIST
ROUGE-1 F1	0.0041	0.0023	0.0093
ROUGE-2 F1	0.0008	0.0007	0.0028
ROUGE-L F1	0.0015	0.0012	0.0026
ROUGE-Lsum F1	0.0040	0.0022	0.0087
BERTscore F1	0.0098	0.0118	0.0123



Per-topic difference from median accumulative comprehensiveness



Per-topic difference from median accumulative redundancy ratio



Per-topic difference from median ROUGE-2 to ICS