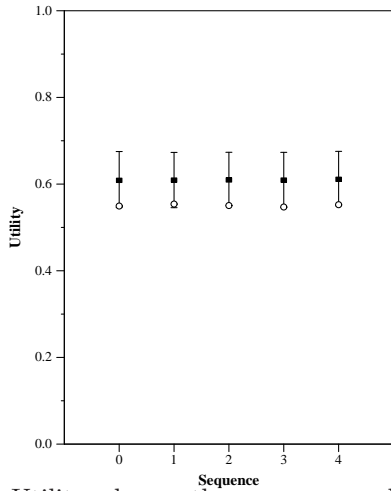
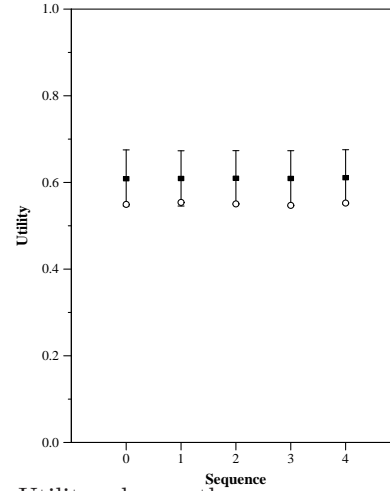


		Run Description				
Run ID	first					
Utility, H-index	0.549371	0.553952	0.550504	0.547126	0.552450	
Utility, Level	0.549371	0.553952	0.550504	0.547126	0.552450	
Unfairness, H-index	0.044143	0.045979	0.046058	0.046286	0.045370	
Unfairness, Level	0.039809	0.051944	0.042368	0.042178	0.037862	

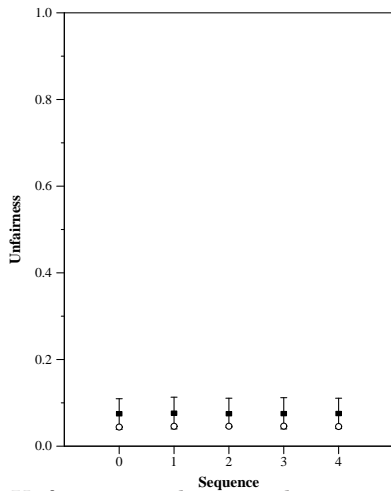
Per-sequence scores by condition. White circle is score for run first for the given sequence. Upper and lower bounds are the minimum and maximum scores across runs, while the black box is the mean score across runs.



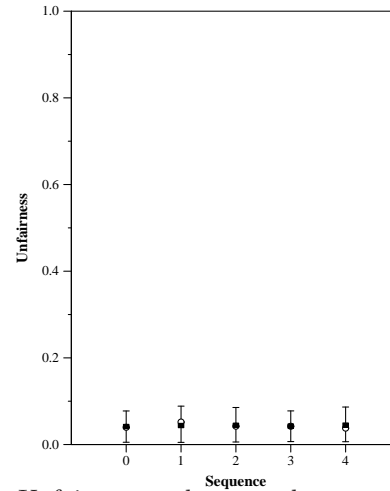
Utility when authors are grouped by H-index.



Utility when authors are grouped by IMF economic development status ('level').



Unfairness when authors are grouped by H-index.



Unfairness when authors are grouped by IMF economic development status ('level').