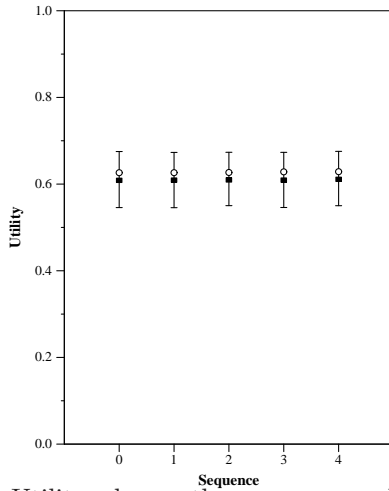
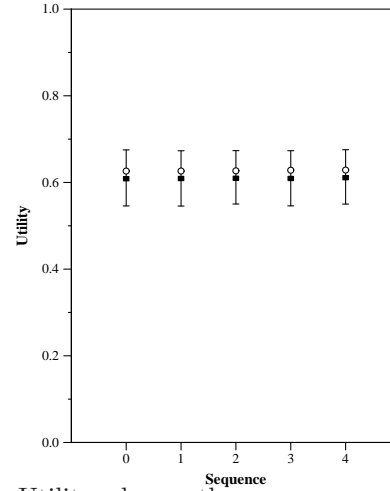


Run Description					
Run ID	QUARTZ-e0.01000				
Utility, H-index	0.626283	0.626354	0.626809	0.628262	0.628644
Utility, Level	0.626283	0.626354	0.626809	0.628262	0.628644
Unfairness, H-index	0.107974	0.111673	0.109308	0.110393	0.109341
Unfairness, Level	0.021391	0.017669	0.022224	0.018646	0.019112

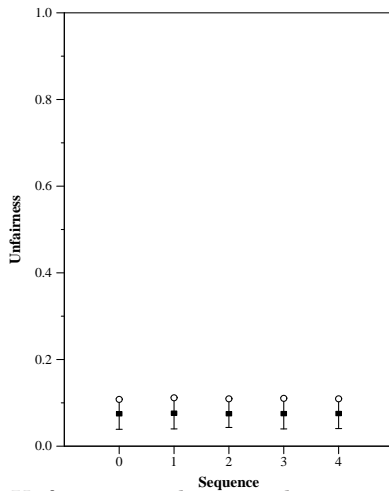
Per-sequence scores by condition. White circle is score for run QUARTZ-e0.01000 for the given sequence. Upper and lower bounds are the minimum and maximum scores across runs, while the black box is the mean score across runs.



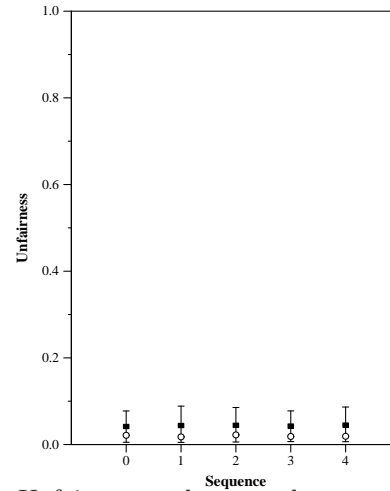
Utility when authors are grouped by H-index.



Utility when authors are grouped by IMF economic development status ('level').



Unfairness when authors are grouped by H-index.



Unfairness when authors are grouped by IMF economic development status ('level').