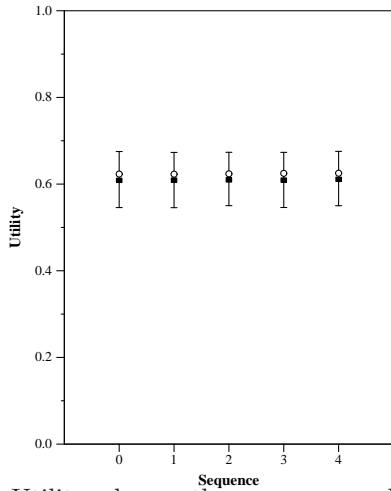
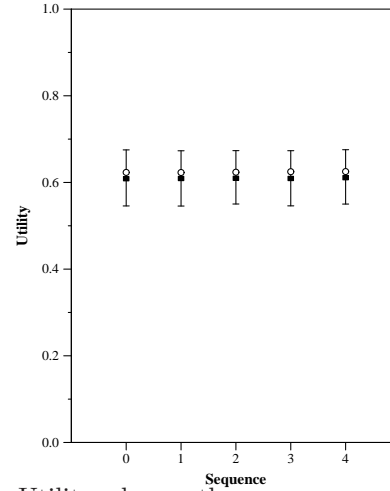


Run Description					
Run ID	QUARTZ-e0.00500				
Utility, H-index	0.623165	0.622932	0.623683	0.624798	0.625124
Utility, Level	0.623165	0.622932	0.623683	0.624798	0.625124
Unfairness, H-index	0.109511	0.113056	0.110704	0.111900	0.110680
Unfairness, Level	0.020669	0.017042	0.021564	0.017941	0.018487

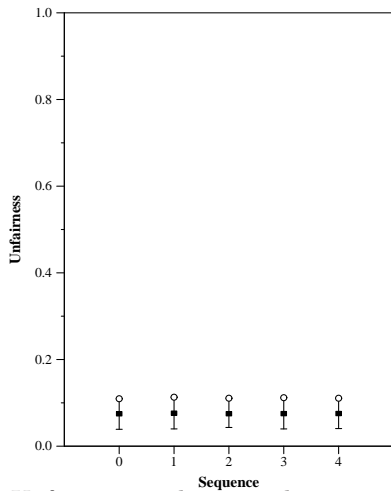
Per-sequence scores by condition. White circle is score for run QUARTZ-e0.00500 for the given sequence. Upper and lower bounds are the minimum and maximum scores across runs, while the black box is the mean score across runs.



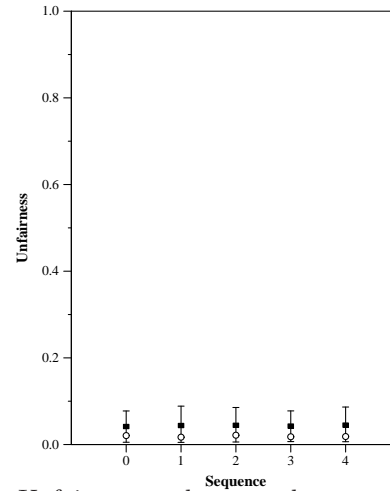
Utility when authors are grouped by H-index.



Utility when authors are grouped by IMF economic development status ('level').



Unfairness when authors are grouped by H-index.



Unfairness when authors are grouped by IMF economic development status ('level').