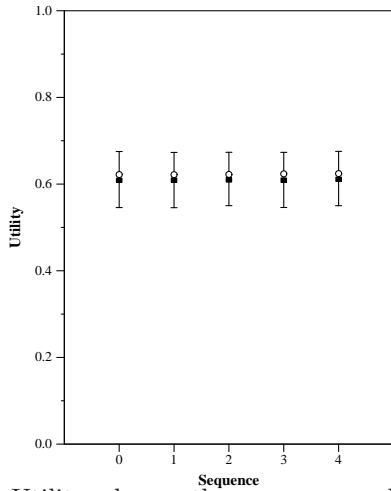
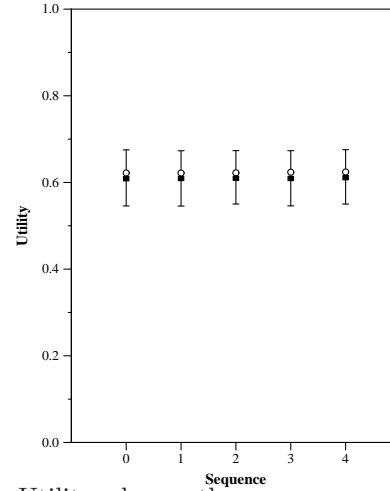


Run Description					
Run ID	QUARTZ-e0.00100				
Utility, H-index	0.621955	0.621717	0.622291	0.623640	0.624196
Utility, Level	0.621955	0.621717	0.622291	0.623640	0.624196
Unfairness, H-index	0.105125	0.108446	0.106308	0.107301	0.106708
Unfairness, Level	0.035273	0.033167	0.036635	0.033399	0.035170

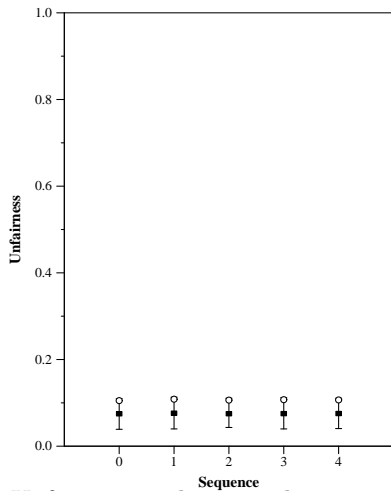
Per-sequence scores by condition. White circle is score for run QUARTZ-e0.00100 for the given sequence. Upper and lower bounds are the minimum and maximum scores across runs, while the black box is the mean score across runs.



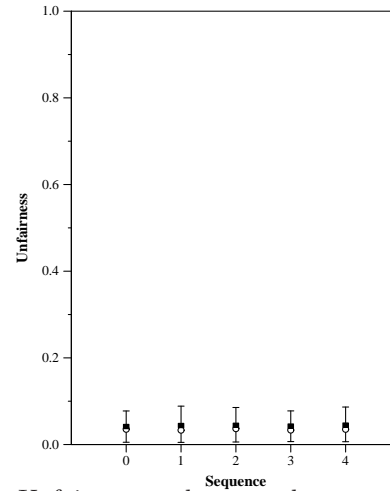
Utility when authors are grouped by H-index.



Utility when authors are grouped by IMF economic development status ('level').



Unfairness when authors are grouped by H-index.



Unfairness when authors are grouped by IMF economic development status ('level').