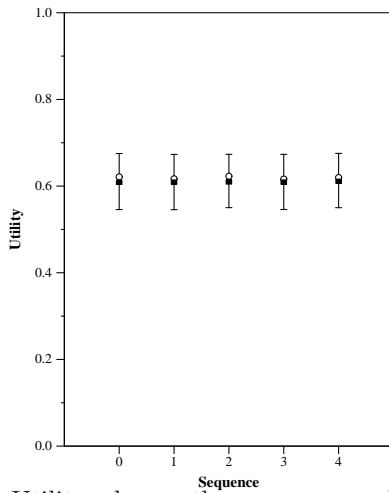


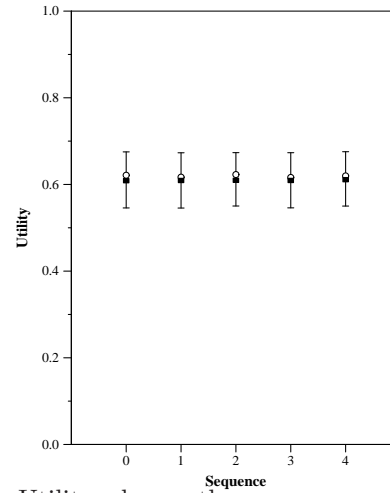
Fair Ranking Track results — (MacEwanSoB) MacEwan University School of Business

Run Description					
Run ID	MacEwanBase				
Utility, H-index	0.621281	0.616880	0.622846	0.616175	0.619716
Utility, Level	0.621281	0.616880	0.622846	0.616175	0.619716
Unfairness, H-index	0.051654	0.044747	0.045142	0.047163	0.049358
Unfairness, Level	0.062920	0.088616	0.085493	0.070705	0.077407

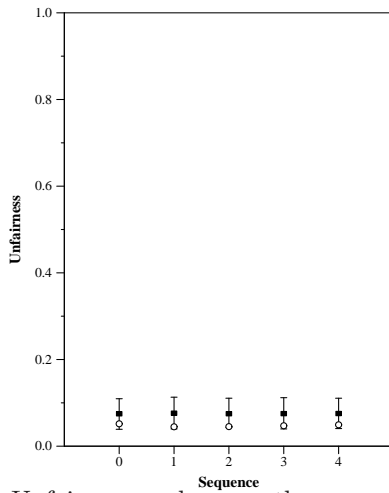
Per-sequence scores by condition. White circle is score for run MacEwanBase for the given sequence. Upper and lower bounds are the minimum and maximum scores across runs, while the black box is the mean score across runs.



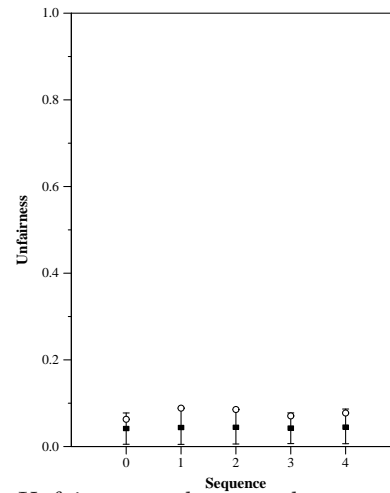
Utility when authors are grouped by H-index.



Utility when authors are grouped by IMF economic development status ('level').



Unfairness when authors are grouped by H-index.



Unfairness when authors are grouped by IMF economic development status ('level').