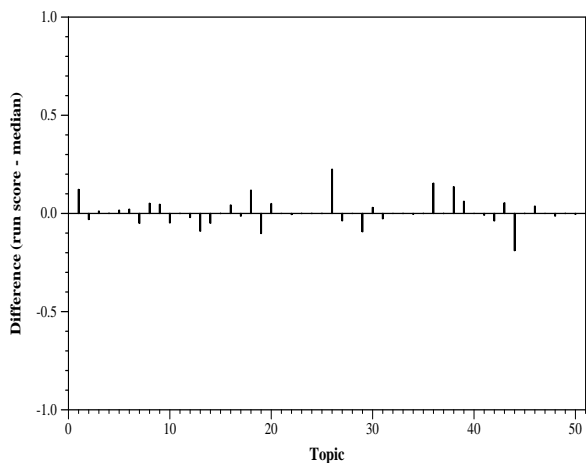
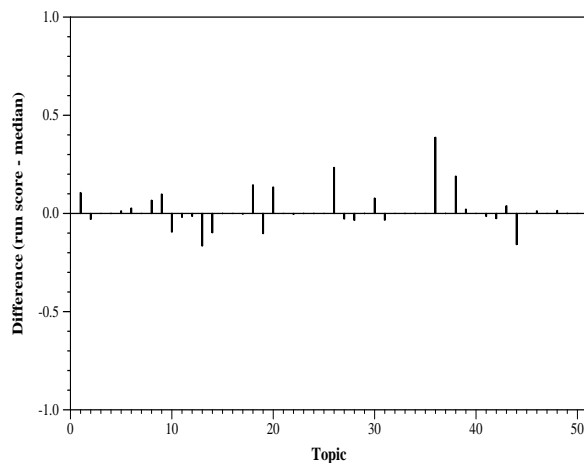


Summary Statistics	
Run ID	udelRun3C
Task	Task Completion
Collection category	A
Used external resources?	No
Number of topics	50

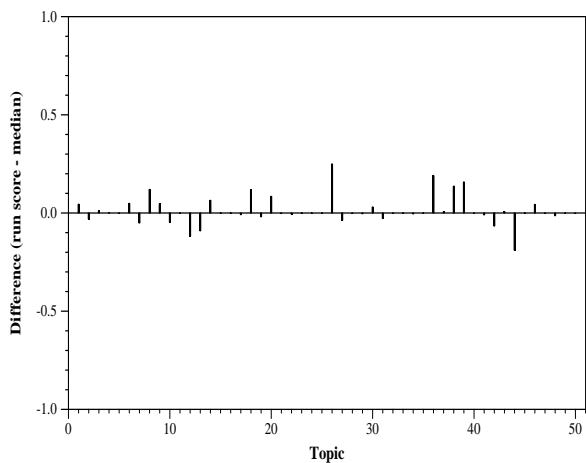
Overall measures	
Mean ERR-IA@10-relevance	0.2673
Mean ERR-IA@10-utility	0.2227
Mean ERR-IA@20-relevance	0.2827
Mean ERR-IA@20-utility	0.2380
Mean ERR-IA@1000-relevance	0.2862
Mean ERR-IA@1000-utility	0.2416
Mean alpha-nDCG@10-relevance	0.3473
Mean alpha-nDCG@10-utility	0.2927
Mean alpha-nDCG@20-relevance	0.3924
Mean alpha-nDCG@20-utility	0.3391
Mean alpha-nDCG@1000-relevance	0.4493
Mean alpha-nDCG@1000-utility	0.3963



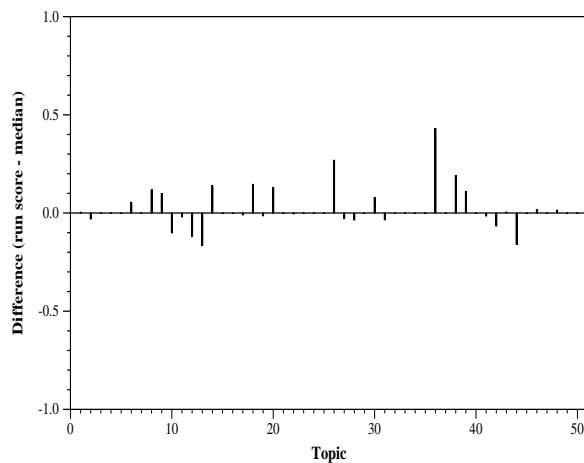
Per-topic difference from median ERR-IA@10-relevance



Per-topic difference from median alpha-nDCG@10-relevance



Per-topic difference from median ERR-IA@10-utility



Per-topic difference from median alpha-nDCG@10-utility