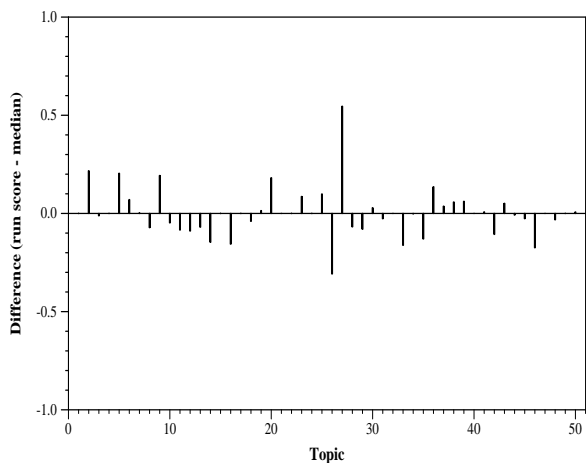
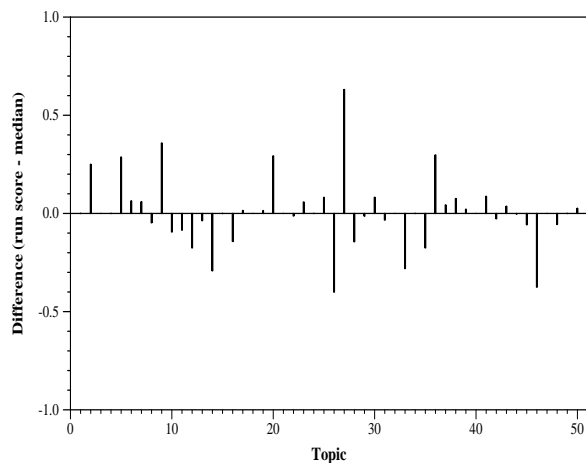


Summary Statistics	
Run ID	udelRun2C
Task	Task Completion
Collection category	A
Used external resources?	No
Number of topics	50

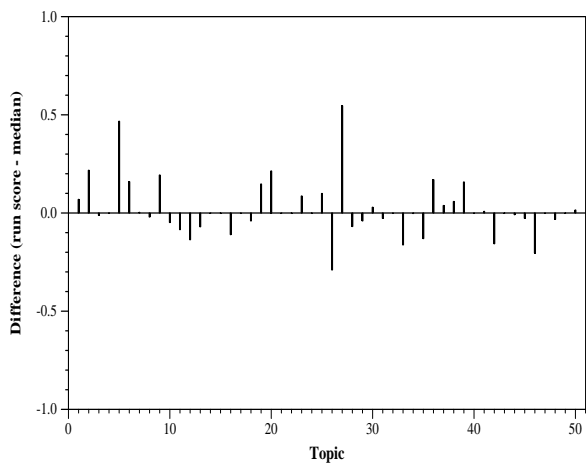
Overall measures	
Mean ERR-IA@10-relevance	0.2634
Mean ERR-IA@10-utility	0.2302
Mean ERR-IA@20-relevance	0.2780
Mean ERR-IA@20-utility	0.2443
Mean ERR-IA@1000-relevance	0.2813
Mean ERR-IA@1000-utility	0.2478
Mean alpha-nDCG@10-relevance	0.3391
Mean alpha-nDCG@10-utility	0.2950
Mean alpha-nDCG@20-relevance	0.3666
Mean alpha-nDCG@20-utility	0.3234
Mean alpha-nDCG@1000-relevance	0.4240
Mean alpha-nDCG@1000-utility	0.3790



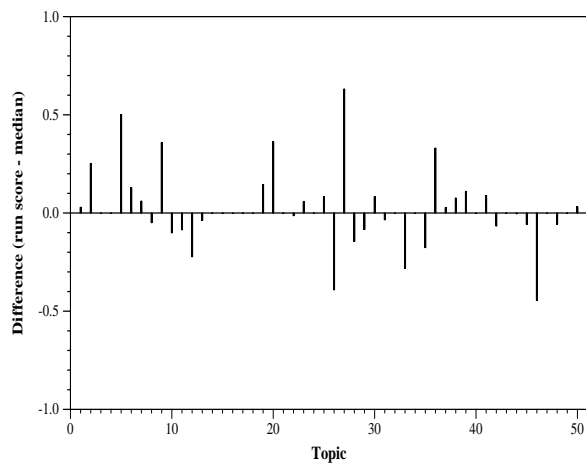
Per-topic difference from median ERR-IA@10-relevance



Per-topic difference from median alpha-nDCG@10-relevance



Per-topic difference from median ERR-IA@10-utility



Per-topic difference from median alpha-nDCG@10-utility