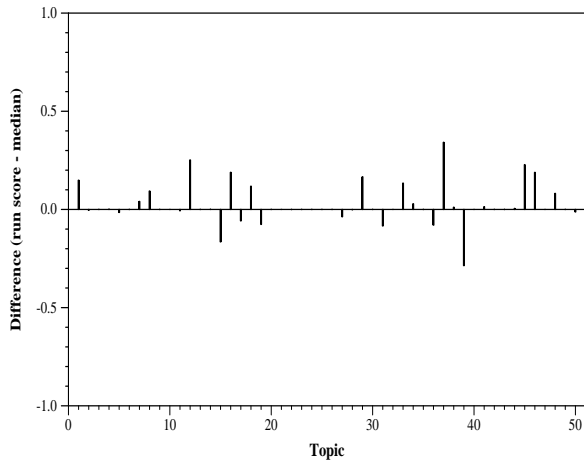
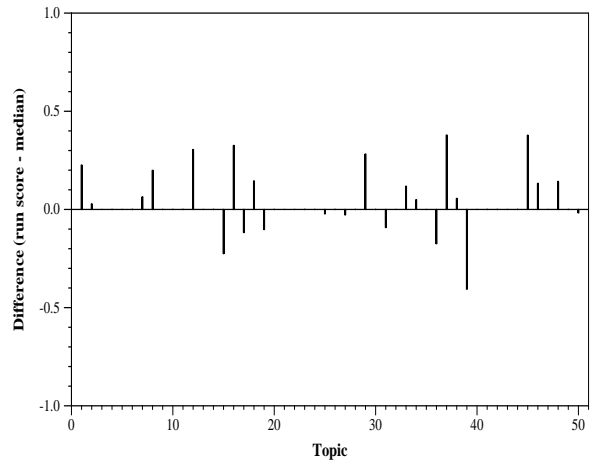


Summary Statistics	
Run ID	udelRun1C
Task	Task Completion
Collection category	A
Used external resources?	No
Number of topics	50

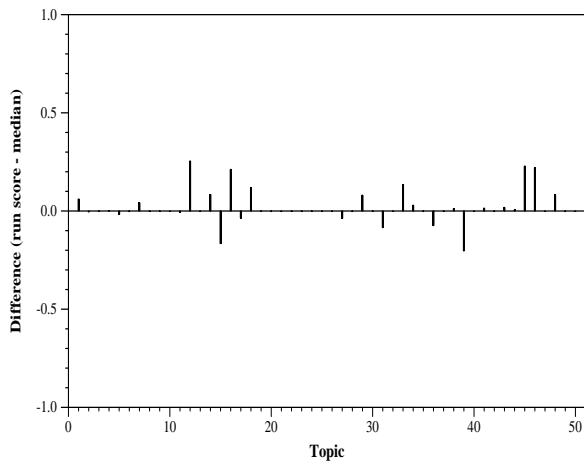
Overall measures	
Mean ERR-IA@10-relevance	0.2846
Mean ERR-IA@10-utility	0.2293
Mean ERR-IA@20-relevance	0.2956
Mean ERR-IA@20-utility	0.2411
Mean ERR-IA@1000-relevance	0.2987
Mean ERR-IA@1000-utility	0.2444
Mean alpha-nDCG@10-relevance	0.3654
Mean alpha-nDCG@10-utility	0.2982
Mean alpha-nDCG@20-relevance	0.3956
Mean alpha-nDCG@20-utility	0.3305
Mean alpha-nDCG@1000-relevance	0.4346
Mean alpha-nDCG@1000-utility	0.3742



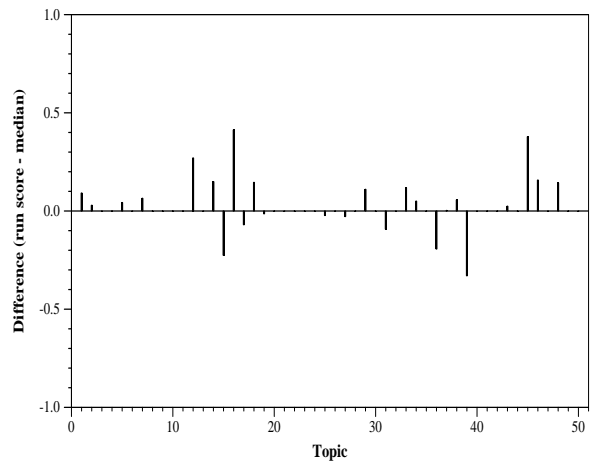
Per-topic difference from median ERR-IA@10-relevance



Per-topic difference from median alpha-nDCG@10-relevance



Per-topic difference from median ERR-IA@10-utility



Per-topic difference from median alpha-nDCG@10-utility