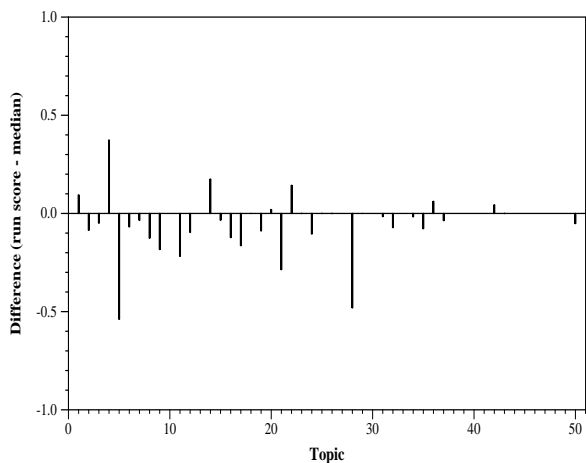
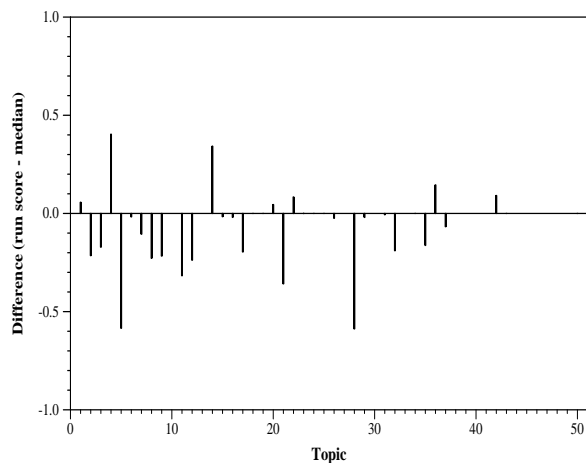


| Summary Statistics | |
|--------------------------|-----------------|
| Run ID | webisC3 |
| Task | Task Completion |
| Collection category | A |
| Used external resources? | Yes |
| Number of topics | 35 |

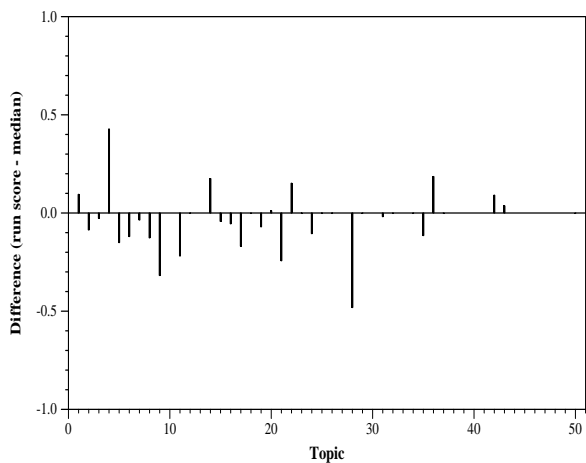
| Overall measures | |
|--------------------------------|--------|
| Mean ERR-IA@10-relevance | 0.1269 |
| Mean ERR-IA@10-utility | 0.1200 |
| Mean ERR-IA@20-relevance | 0.1282 |
| Mean ERR-IA@20-utility | 0.1215 |
| Mean ERR-IA@1000-relevance | 0.1299 |
| Mean ERR-IA@1000-utility | 0.1230 |
| Mean alpha-nDCG@10-relevance | 0.1493 |
| Mean alpha-nDCG@10-utility | 0.1340 |
| Mean alpha-nDCG@20-relevance | 0.2169 |
| Mean alpha-nDCG@20-utility | 0.2027 |
| Mean alpha-nDCG@1000-relevance | 0.2194 |
| Mean alpha-nDCG@1000-utility | 0.2067 |



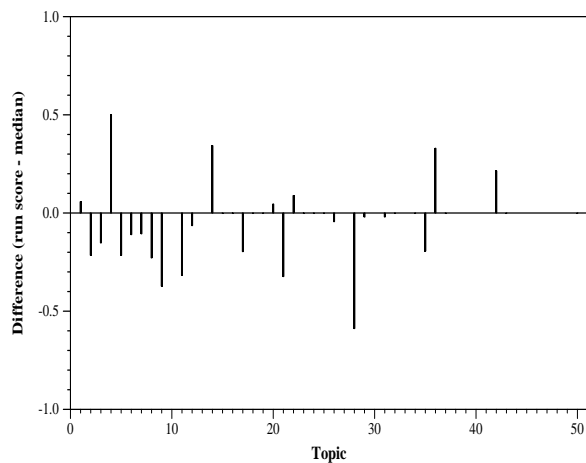
Difference from median ERR-IA@10-relevance per topic



Difference from median alpha-nDCG@10-relevance per topic



Difference from median ERR-IA@10-utility per topic



Difference from median alpha-nDCG@10-utility per topic