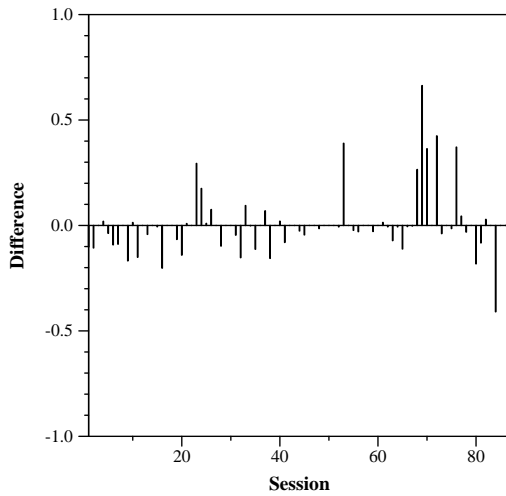


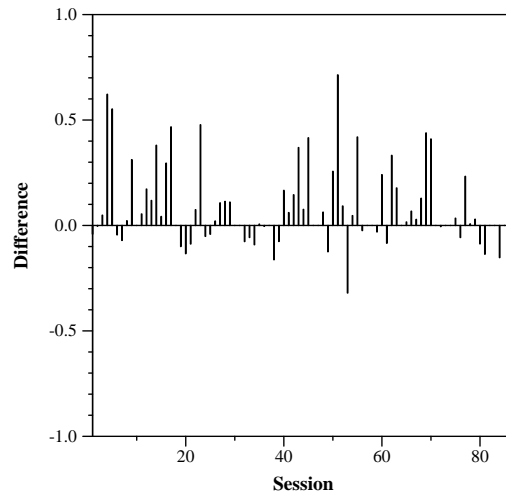
Session Track results — Pattern Recognition and Intelligent System laboratory

Run Description	
Run ID:	wdtiger1
Run Type:	RL1: manual; RL2: manual; RL3: manual;
ClueWeb category:	A
Run component(s) using topic description	RL3

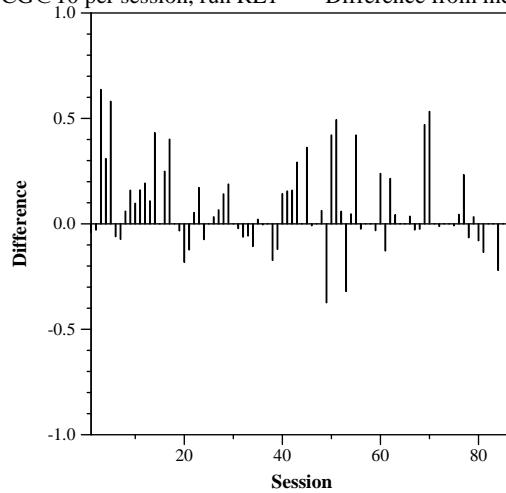
Mean Scores			
	RL1	RL2	RL3
ERR	0.0869	0.1454	0.1412
ERR@10	0.0869	0.1454	0.1412
nERR	0.1241	0.2237	0.2146
nERR@10	0.1279	0.2300	0.2210
nDCG	0.0439	0.0889	0.0832
nDCG@10	0.0941	0.1952	0.1826
MAP	0.0193	0.0433	0.0387
Prec@10	0.2368	0.4126	0.3701



Difference from median nDCG@10 per session, run RL1



Difference from median nDCG@10 per session, run RL2



Difference from median nDCG@10 per session, run RL3