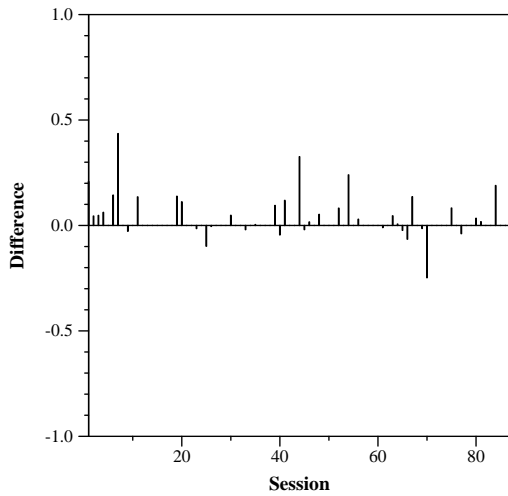


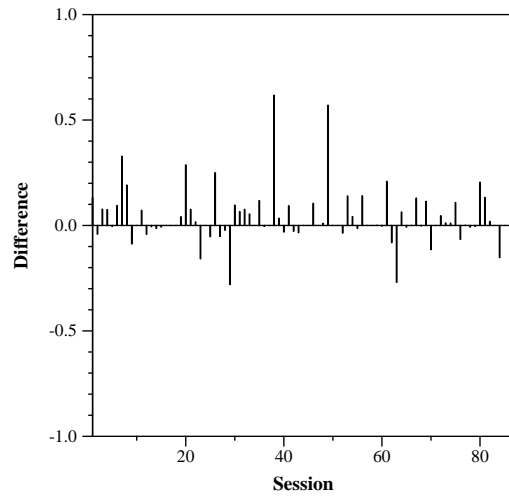
Session Track results — School of Information Sciences, University of Pittsburgh

Run Description	
Run ID:	FixInt58
Run Type:	RL1: automatic; RL2: automatic; RL3: automatic;
ClueWeb category:	A
Run component(s) using topic description	none

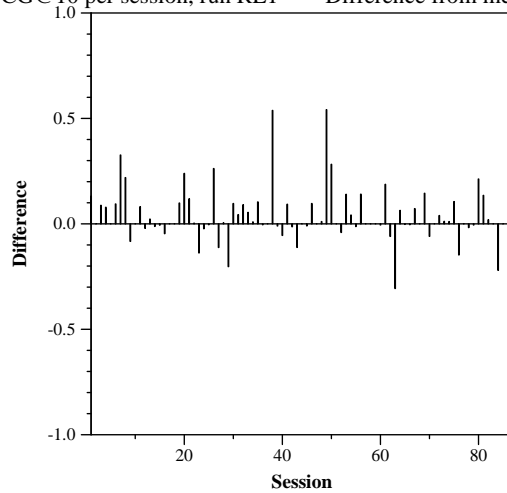
Mean Scores			
	RL1	RL2	RL3
ERR	0.1019	0.1415	0.1415
ERR@10	0.0917	0.1300	0.1300
nERR	0.1635	0.2151	0.2151
nERR@10	0.1483	0.1993	0.1993
nDCG	0.1720	0.2076	0.2076
nDCG@10	0.1171	0.1540	0.1540
MAP	0.0629	0.0884	0.0884
Prec@10	0.2724	0.3414	0.3414



Difference from median nDCG@10 per session, run RL1



Difference from median nDCG@10 per session, run RL2



Difference from median nDCG@10 per session, run RL3