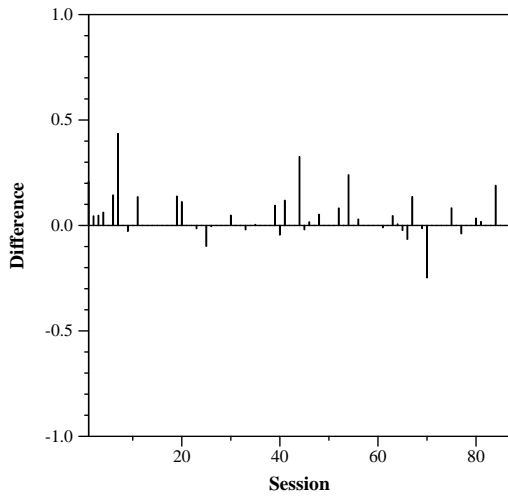


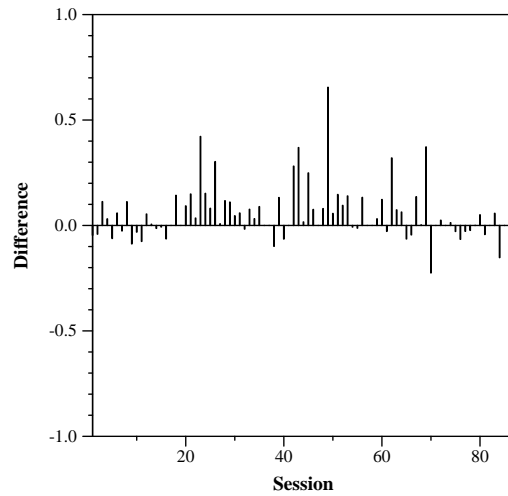
Session Track results — School of Information Sciences, University of Pittsburgh

Run Description	
Run ID:	FixInt28
Run Type:	RL1: automatic; RL2: automatic; RL3: automatic;
ClueWeb category:	A
Run component(s) using topic description	none

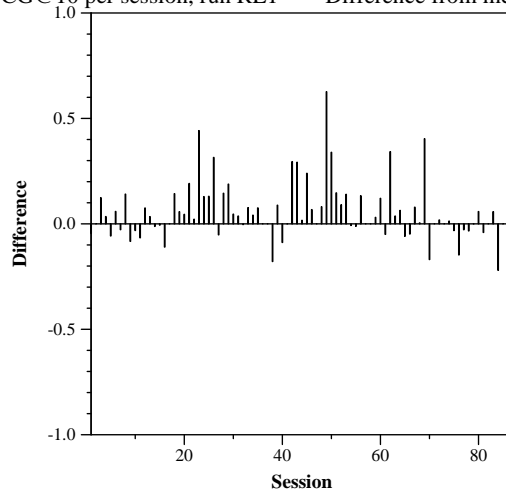
Mean Scores			
	RL1	RL2	RL3
ERR	0.1019	0.1507	0.1507
ERR@10	0.0917	0.1394	0.1394
nERR	0.1635	0.2218	0.2218
nERR@10	0.1483	0.2049	0.2049
nDCG	0.1720	0.2128	0.2128
nDCG@10	0.1171	0.1706	0.1706
MAP	0.0629	0.1008	0.1008
Prec@10	0.2724	0.4057	0.4057



Difference from median nDCG@10 per session, run RL1



Difference from median nDCG@10 per session, run RL2



Difference from median nDCG@10 per session, run RL3