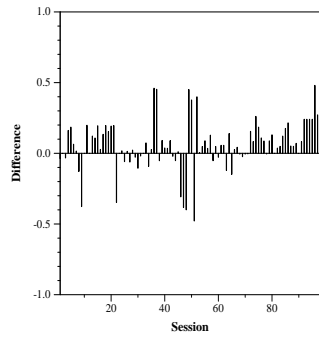


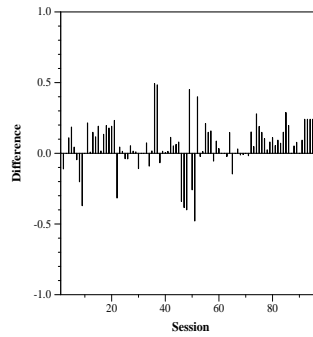
Session Track results — Web Technology + Information Systems at Bauhaus University Weimar

Run Description	
Run ID:	webis12indqe
ClueWeb category:	A
Run component(s) using topic description	none

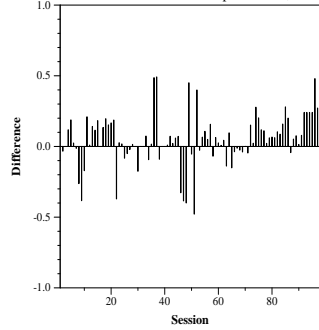
Mean Scores				
	RL1	RL2	RL3	RL4
ERR	0.1876	0.1889	0.1895	0.1892
ERR@10	0.1768	0.1779	0.1785	0.1779
nERR	0.3148	0.3182	0.3188	0.3168
nERR@10	0.2941	0.2974	0.2979	0.2953
nDCG	0.2803	0.2854	0.2865	0.2853
nDCG@10	0.2053	0.2097	0.2102	0.2077
MAP	0.1028	0.1070	0.1076	0.1067
Prec@10	0.3980	0.4102	0.4112	0.4092



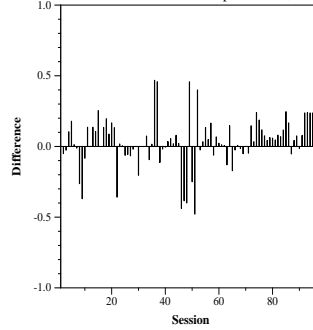
Difference from median nDCG per session, run RL1



Difference from median nDCG per session, run RL2



Difference from median nDCG per session, run RL3



Difference from median nDCG per session, run RL4