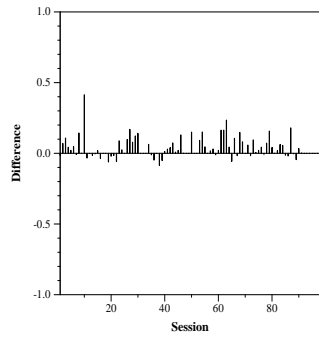
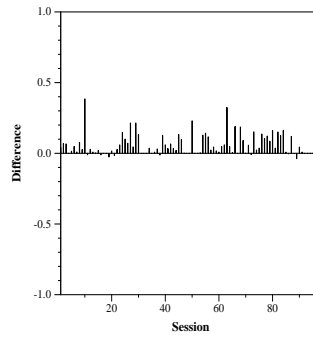


Run Description	
Run ID:	PITTSHQMsdm
ClueWeb category:	B
Run component(s) using topic description	none

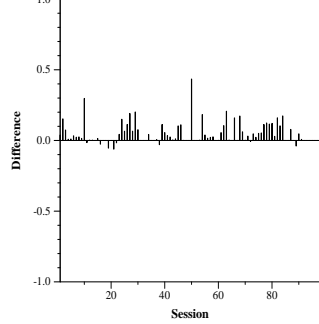
Mean Scores				
	RL1	RL2	RL3	RL4
ERR	0.1984	0.2194	0.2207	0.2209
ERR@10	0.1874	0.2094	0.2110	0.2112
nERR	0.3310	0.3732	0.3728	0.3732
nERR@10	0.3122	0.3576	0.3574	0.3576
nDCG	0.2573	0.2810	0.2834	0.2838
nDCG@10	0.2615	0.3071	0.3103	0.3103
MAP	0.1286	0.1496	0.1538	0.1542
Prec@10	0.4878	0.5806	0.5888	0.5847



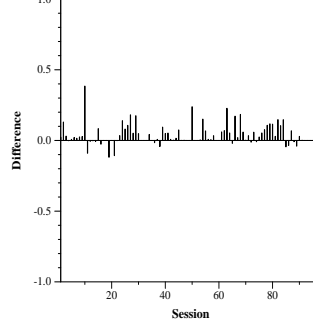
Difference from median nDCG per session, run RL1



Difference from median nDCG per session, run RL2



Difference from median nDCG per session, run RL3



Difference from median nDCG per session, run RL4