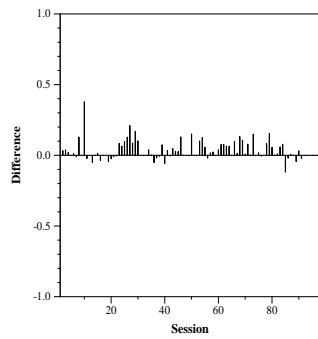
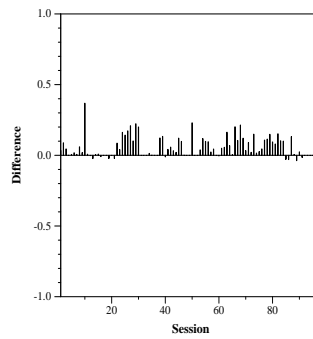


Run Description	
Run ID:	PITTSHQM
ClueWeb category:	B
Run component(s) using topic description	none

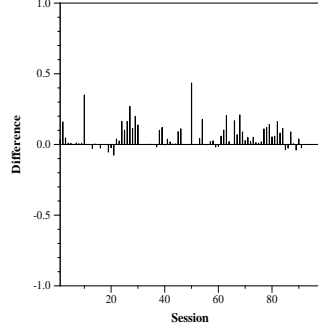
Mean Scores				
	RL1	RL2	RL3	RL4
ERR	0.1915	0.2161	0.2205	0.2177
ERR@10	0.1798	0.2065	0.2112	0.2076
nERR	0.3219	0.3692	0.3750	0.3727
nERR@10	0.3013	0.3533	0.3595	0.3562
nDCG	0.2538	0.2808	0.2844	0.2848
nDCG@10	0.2558	0.3100	0.3221	0.3153
MAP	0.1280	0.1526	0.1559	0.1587
Prec@10	0.4949	0.5867	0.5990	0.5959



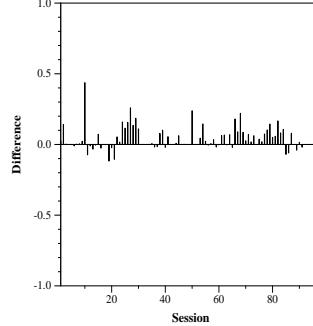
Difference from median nDCG per session, run RL1



Difference from median nDCG per session, run RL2



Difference from median nDCG per session, run RL3



Difference from median nDCG per session, run RL4