

Detailed evaluation results for TREC Crowdsourcing Track IRAT Task testrun (secondary) run by SetuServ

	TP	TN	FP	FN	P	R	Acc	Spec	FPR	FNR	LAM	AUC
min	70.416	111.438	13.966	10.921	0.803	0.829	0.879	0.871	0.133	0.175	0.111	0.854
max	72.944	111.865	11.438	10.494	0.845	0.845	0.893	0.888	0.116	0.160	0.096	0.870
avg	71.680	111.652	12.702	10.708	0.824	0.837	0.886	0.880	0.124	0.168	0.104	0.862
A1	71.281	112.090	13.101	10.270	0.817	0.837	0.887	0.880	0.124	0.167	0.104	0.862
A2	72.079	111.213	12.303	11.146	0.831	0.837	0.886	0.879	0.124	0.168	0.103	0.862

Table 1. Evaluation results for testrun run, calculated over two judgment sets A1 and A2. Min/max/avg are the worst/best/average performances calculated by picking topics with min/max Acc from the A1 or A2 judgment sets.

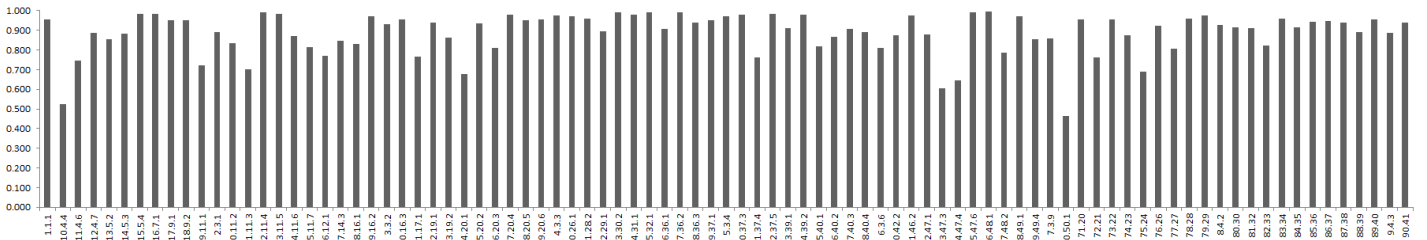


Figure 1. Per topic Acc scores (avg) for testrun run

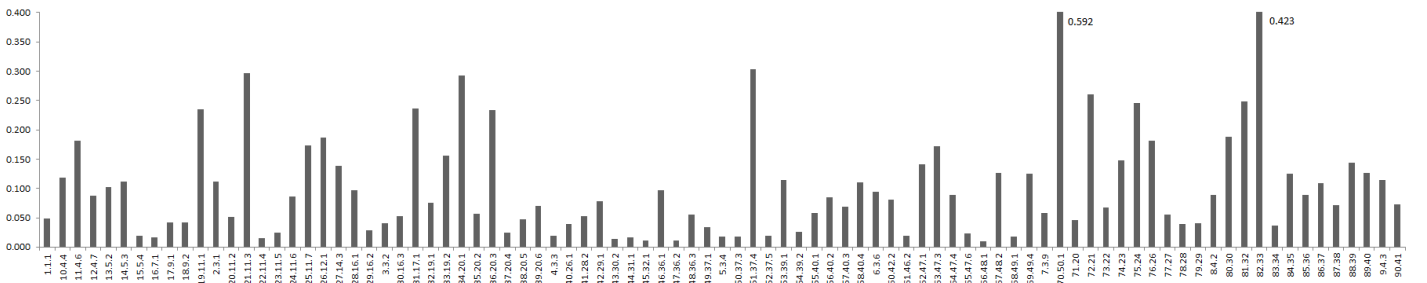


Figure 2. Per topic LAM scores (avg) for testrun run

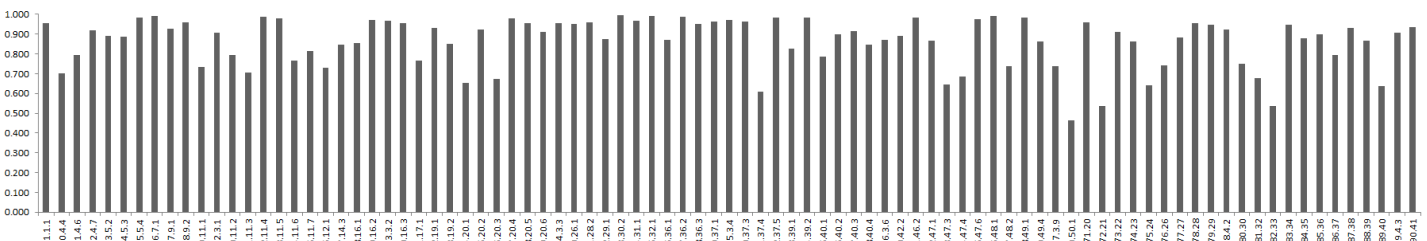


Figure 3. Per topic AUC scores (avg) for testrun run