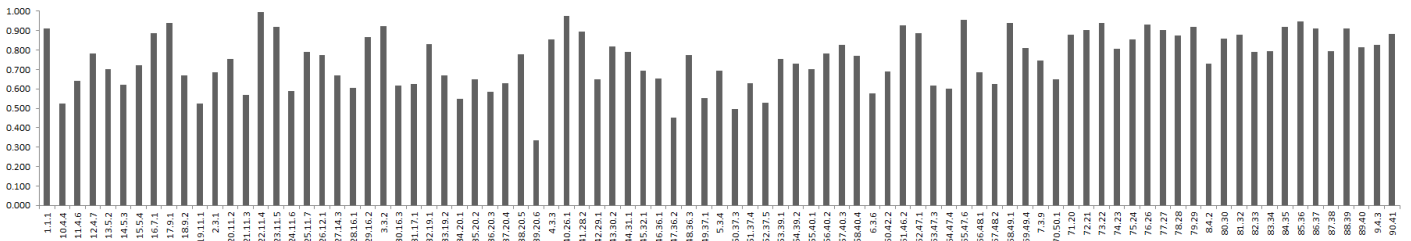


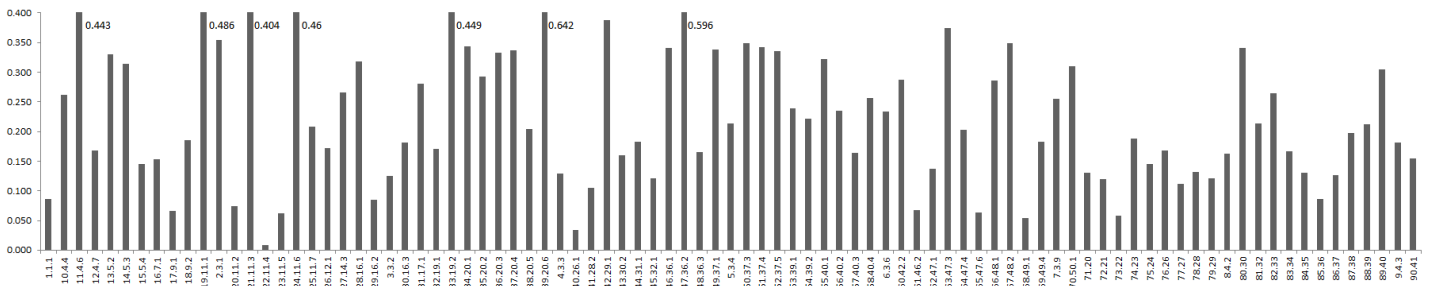
# Detailed evaluation results for TREC Crowdsourcing Track IRAT Task UTAustinM (primary) run by UAustin

	TP	TN	FP	FN	P	R	Acc	Spec	FPR	FNR	LAM	AUC
min	63.213	92.483	33.135	17.910	0.641	0.765	0.749	0.712	0.290	0.239	0.230	0.528
max	65.472	92.258	30.876	18.135	0.669	0.776	0.759	0.718	0.284	0.229	0.223	0.530
avg	64.343	92.371	32.006	18.022	0.655	0.771	0.754	0.715	0.287	0.234	0.227	0.529
A1	63.831	92.674	32.517	17.719	0.650	0.771	0.753	0.715	0.287	0.234	0.226	0.528
A2	64.854	92.067	31.494	18.326	0.660	0.771	0.755	0.715	0.287	0.235	0.227	0.529

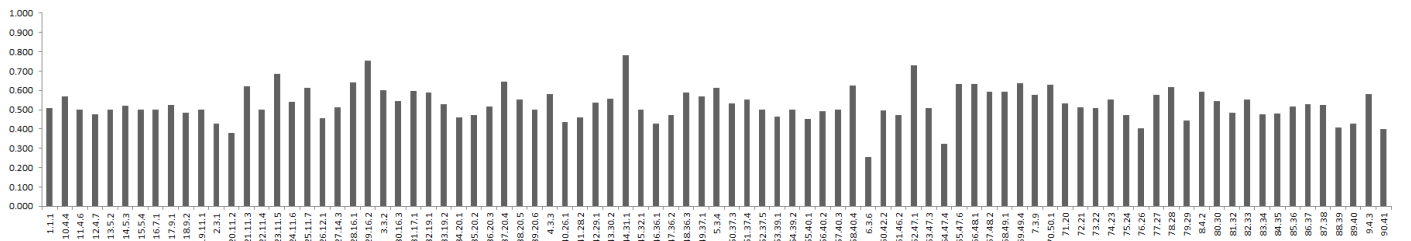
**Table 1. Evaluation results for UTAustinM run, calculated over two judgment sets A1 and A2. Min/max/avg are the worst/best/average performances calculated by picking topics with min/max Acc from the A1 or A2 judgment sets.**



**Figure 1. Per topic Acc scores (avg) for UTAustinM run**



**Figure 2. Per topic LAM scores (avg) for UTAustinM run**



**Figure 3. Per topic AUC scores (avg) for UTAustinM run**