

Detailed evaluation results for TREC Crowdsourcing Track IRAT Task SSPostEC (secondary) run by SetuServ

	TP	TN	FP	FN	P	R	Acc	Spec	FPR	FNR	LAM	AUC
min	72.169	111.798	13.416	9.360	0.814	0.845	0.890	0.874	0.129	0.159	0.100	0.863
max	74.562	112.449	11.022	8.708	0.850	0.859	0.904	0.891	0.113	0.145	0.088	0.879
avg	73.365	112.124	12.219	9.034	0.832	0.852	0.897	0.883	0.121	0.152	0.094	0.871
A1	72.910	112.517	12.674	8.640	0.823	0.854	0.897	0.882	0.121	0.151	0.094	0.872
A2	73.820	111.730	11.764	9.427	0.841	0.851	0.897	0.883	0.120	0.154	0.094	0.870

Table 1. Evaluation results for SSPostEC run, calculated over two judgment sets A1 and A2. Min/max/avg are the worst/best/average performances calculated by picking topics with min/max Acc from the A1 or A2 judgment sets.

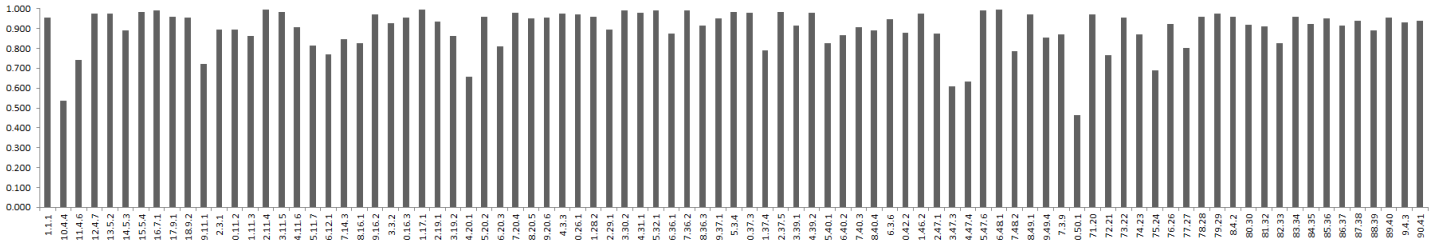


Figure 1. Per topic Acc scores (avg) for SSPostEC run

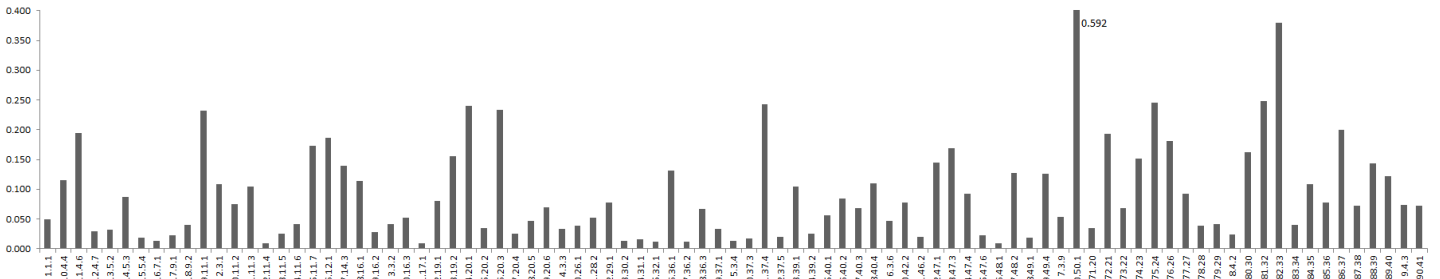


Figure 2. Per topic LAM scores (avg) for SSPostEC run

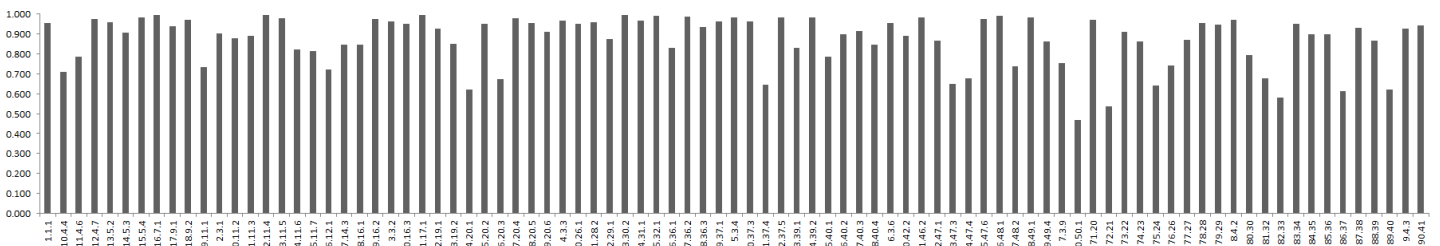


Figure 3. Per topic AUC scores (avg) for SSPostEC run