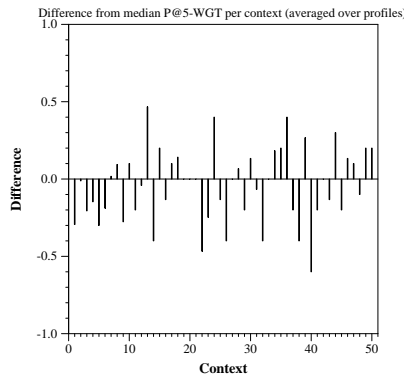
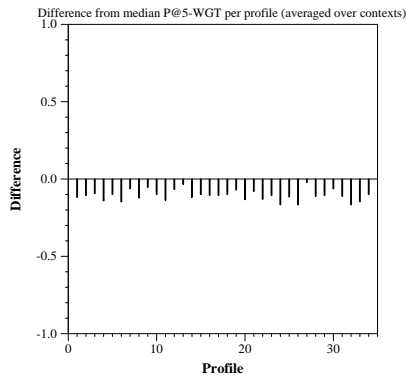
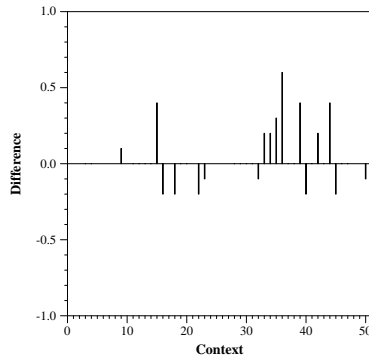
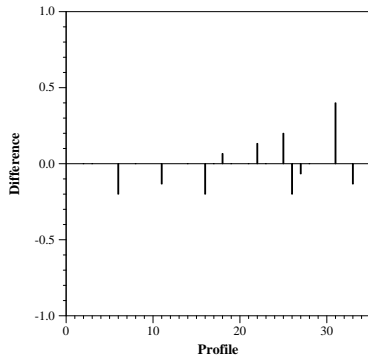


Contextual Suggestion Track results — University of Waterloo (waterloo)

Run ID:	waterloo12a
Evaluation focus:	Both preference and context
Averages over all profiles and contexts	
MRR-WGT:	0.2130
P@5-WGT:	0.1377
MRR-GT:	0.5703
P@5-GT:	0.4229
MRR-G:	0.8615
P@5-G:	0.8230
MRR-T:	0.6119
P@5-T:	0.4451
MRR-W:	0.3859
P@5-W:	0.3463
MRR-D:	0.4183
P@5-D:	0.3272



Difference from median P@5-GT per profile (averaged over contexts)

Difference from median P@5-GT per context (averaged over profiles)