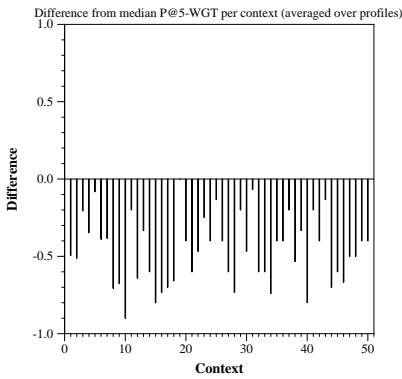
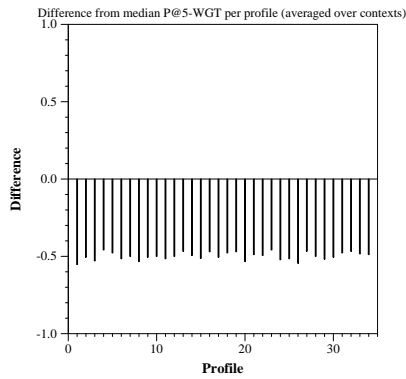
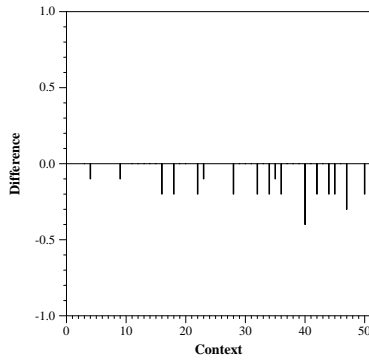
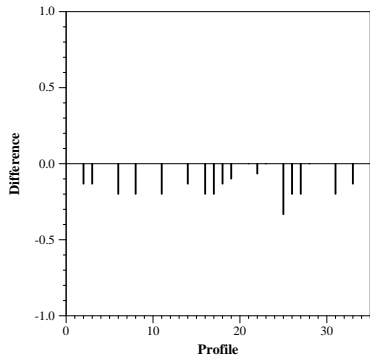


Contextual Suggestion Track results — Indian Statistical Institute (isi-paik)

Run ID:	watcs12b
Evaluation focus:	Both preference and context
Averages over all profiles and contexts	
MRR-WGT:	0.0000
P@5-WGT:	0.0000
MRR-GT:	0.0416
P@5-GT:	0.0147
MRR-G:	0.0510
P@5-G:	0.0187
MRR-T:	0.6930
P@5-T:	0.5365
MRR-W:	0.6421
P@5-W:	0.6117
MRR-D:	0.8246
P@5-D:	0.6833



Difference from median P@5-GT per profile (averaged over contexts)

Difference from median P@5-GT per context (averaged over profiles)