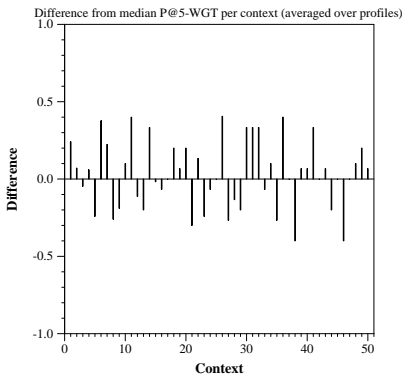
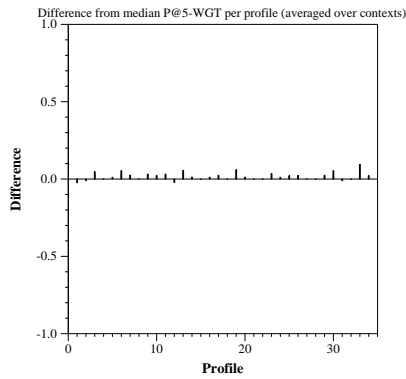
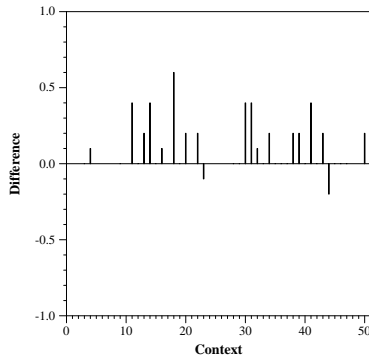
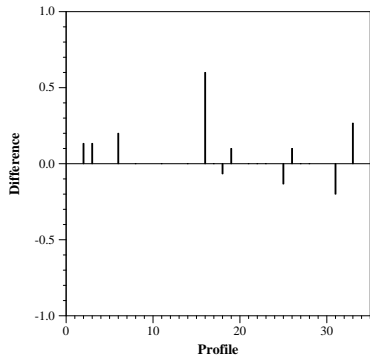


Contextual Suggestion Track results — University of Delaware (udel)

Run ID:	udelp
Evaluation focus:	Context only
Averages over all profiles and contexts	
MRR-WGT:	0.3118
P@5-WGT:	0.2111
MRR-GT:	0.6607
P@5-GT:	0.5181
MRR-G:	0.9131
P@5-G:	0.8530
MRR-T:	0.6698
P@5-T:	0.5365
MRR-W:	0.5242
P@5-W:	0.3519
MRR-D:	0.4067
P@5-D:	0.2593



Difference from median P@5-GT per profile (averaged over contexts)

Difference from median P@5-GT per context (averaged over profiles)