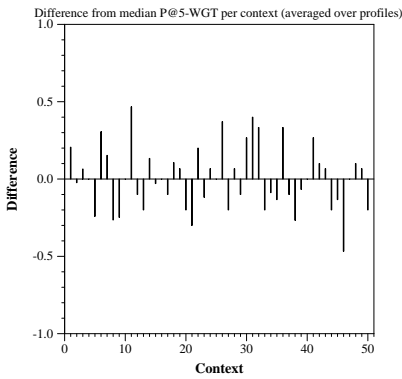
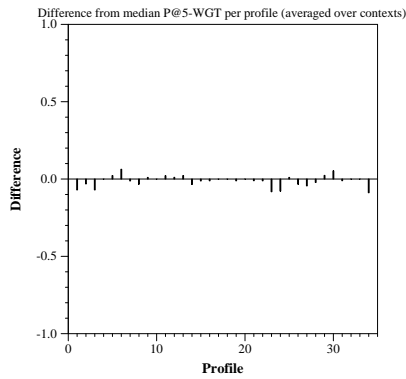
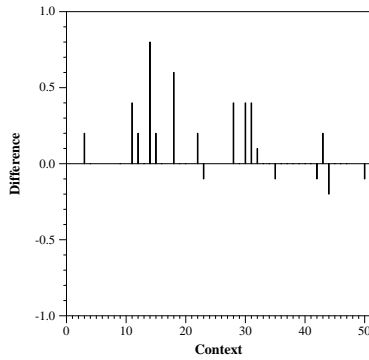
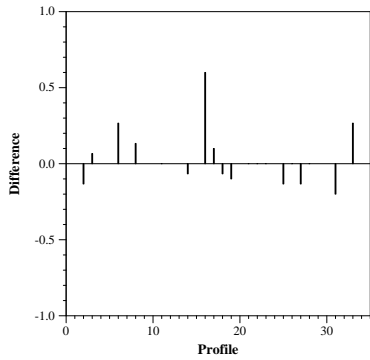


Contextual Suggestion Track results — University of Delaware (udel)

Run ID:	udelnp
Evaluation focus:	Context only
Averages over all profiles and contexts	
MRR-WGT:	0.3395
P@5-WGT:	0.1883
MRR-GT:	0.6557
P@5-GT:	0.4893
MRR-G:	0.9108
P@5-G:	0.8414
MRR-T:	0.6636
P@5-T:	0.5049
MRR-W:	0.6291
P@5-W:	0.3722
MRR-D:	0.3736
P@5-D:	0.2432



Difference from median P@5-GT per profile (averaged over contexts)

Difference from median P@5-GT per context (averaged over profiles)