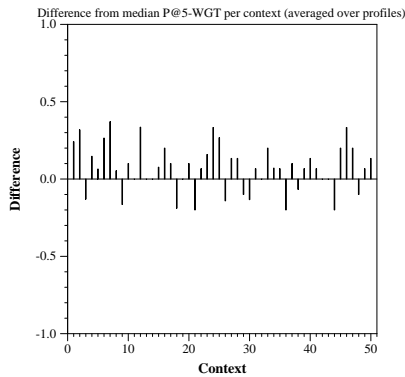
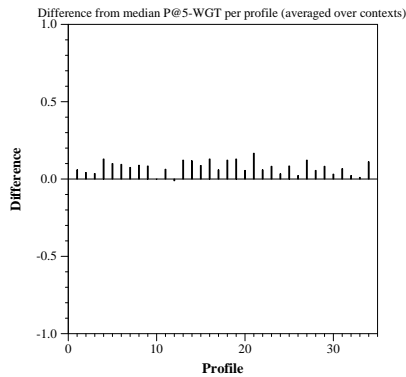
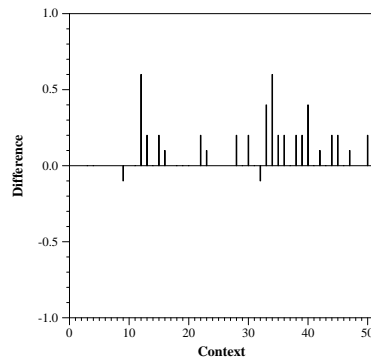
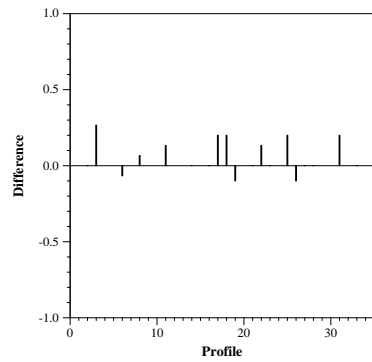


Contextual Suggestion Track results — TNO and Radboud University Nijmegen

Run ID:	run02K
Evaluation focus:	Both preference and context
Averages over all profiles and contexts	
MRR-WGT:	0.3643
P@5-WGT:	0.2185
MRR-GT:	0.7422
P@5-GT:	0.5649
MRR-G:	0.9410
P@5-G:	0.9034
MRR-T:	0.7556
P@5-T:	0.5839
MRR-W:	0.5681
P@5-W:	0.4049
MRR-D:	0.6409
P@5-D:	0.4710



Difference from median P@5-GT per profile (averaged over contexts)

Difference from median P@5-GT per context (averaged over profiles)