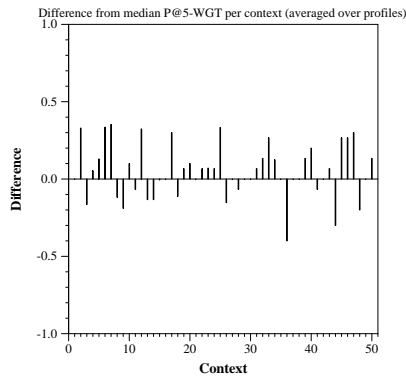
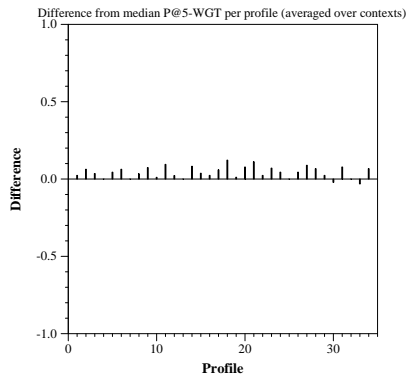
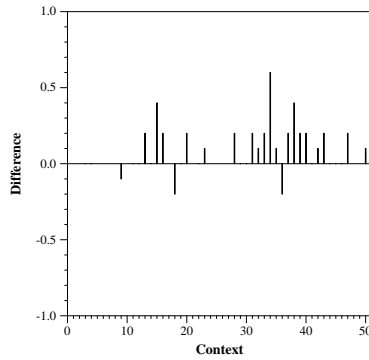
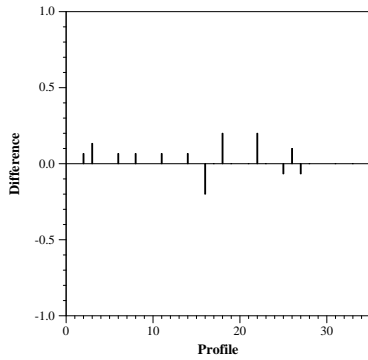


Contextual Suggestion Track results — TNO and Radboud University Nijmegen

Run ID:	run01TI
Evaluation focus:	Both preference and context
Averages over all profiles and contexts	
MRR-WGT:	0.3307
P@5-WGT:	0.1907
MRR-GT:	0.7136
P@5-GT:	0.5392
MRR-G:	0.9465
P@5-G:	0.8934
MRR-T:	0.7233
P@5-T:	0.5598
MRR-W:	0.5692
P@5-W:	0.3963
MRR-D:	0.5908
P@5-D:	0.4185



Difference from median P@5-GT per profile (averaged over contexts)

Difference from median P@5-GT per context (averaged over profiles)