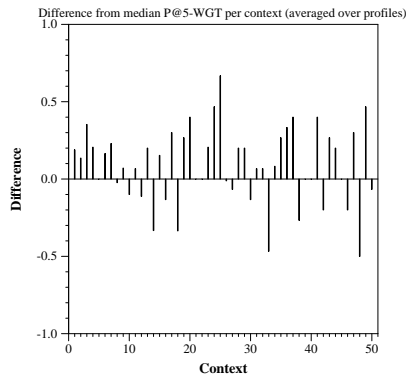
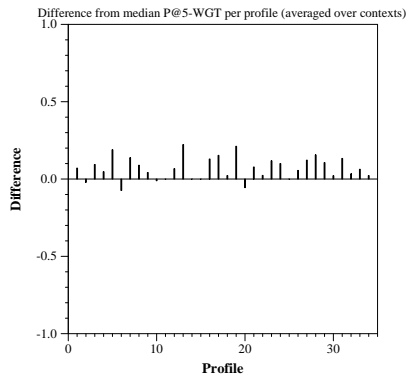
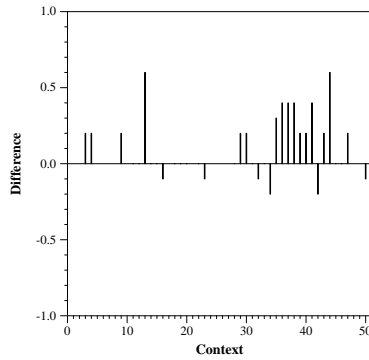
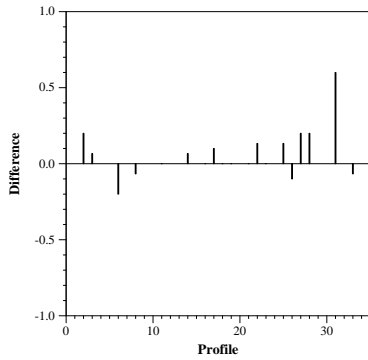


Contextual Suggestion Track results — HP Labs China

Run ID:	hplcrating
Evaluation focus:	Both preference and context
Averages over all profiles and contexts	
MRR-WGT:	0.4037
P@5-WGT:	0.2117
MRR-GT:	0.7373
P@5-GT:	0.5725
MRR-G:	0.9473
P@5-G:	0.8815
MRR-T:	0.7494
P@5-T:	0.5833
MRR-W:	0.5931
P@5-W:	0.4123
MRR-D:	0.5947
P@5-D:	0.3802



Difference from median P@5-GT per profile (averaged over contexts)

Difference from median P@5-GT per context (averaged over profiles)