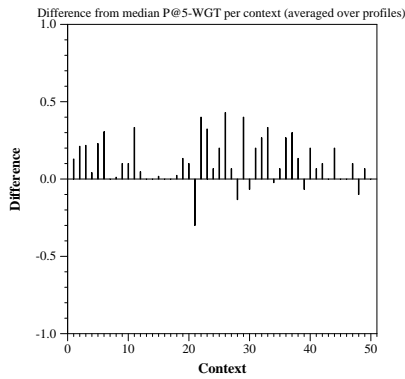
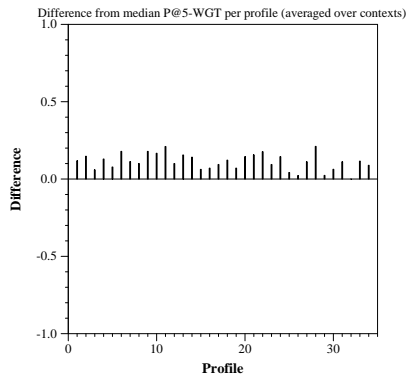
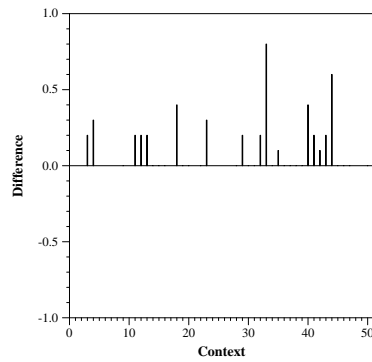
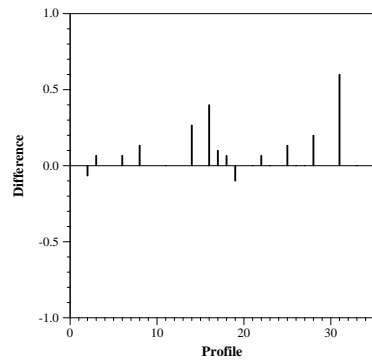


Contextual Suggestion Track results — HP Labs China

Run ID:	hplcranking
Evaluation focus:	Both preference and context
Averages over all profiles and contexts	
MRR-WGT:	0.3868
P@5-WGT:	0.2333
MRR-GT:	0.7450
P@5-GT:	0.6032
MRR-G:	0.8857
P@5-G:	0.8148
MRR-T:	0.7562
P@5-T:	0.6147
MRR-W:	0.5193
P@5-W:	0.3889
MRR-D:	0.5499
P@5-D:	0.3815



Difference from median P@5-GT per profile (averaged over contexts)

Difference from median P@5-GT per context (averaged over profiles)