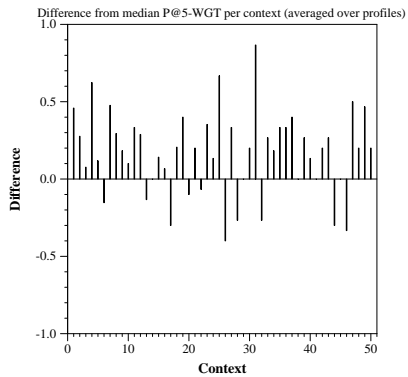
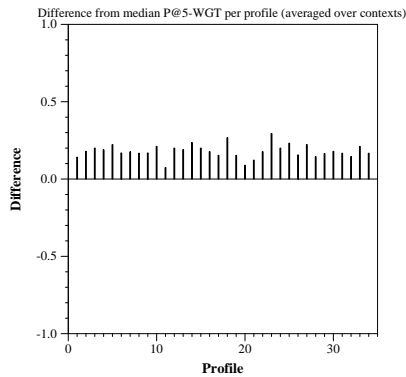
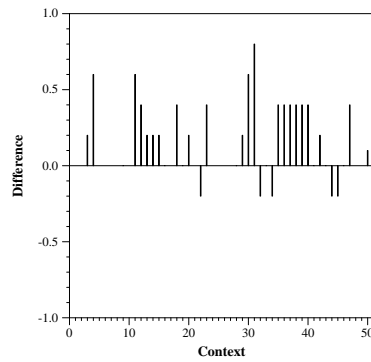
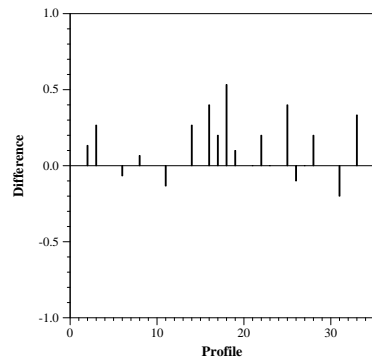


## Contextual Suggestion Track results — Georgetown University

Run ID:	guinit
Evaluation focus:	Both preference and context
Averages over all profiles and contexts	
MRR-WGT:	0.4492
P@5-WGT:	0.2920
MRR-GT:	0.7889
P@5-GT:	0.6635
MRR-G:	0.9040
P@5-G:	0.8802
MRR-T:	0.8456
P@5-T:	0.6997
MRR-W:	0.5299
P@5-W:	0.4451
MRR-D:	0.6201
P@5-D:	0.5019



Difference from median P@5-GT per profile (averaged over contexts)

Difference from median P@5-GT per context (averaged over profiles)