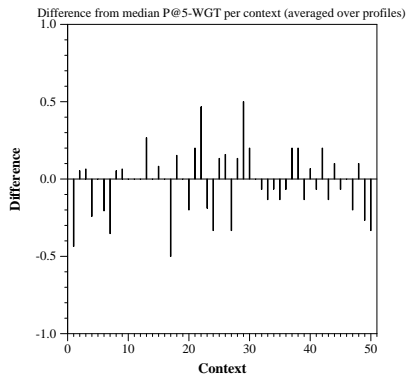
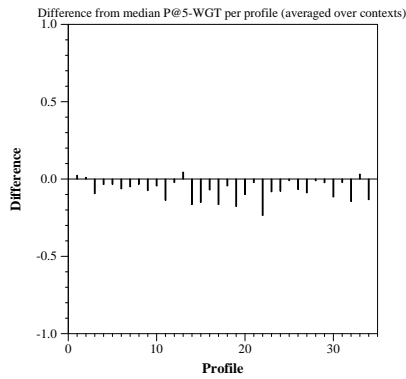
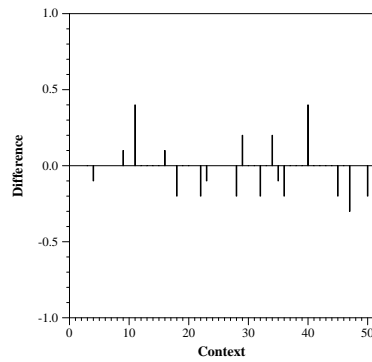
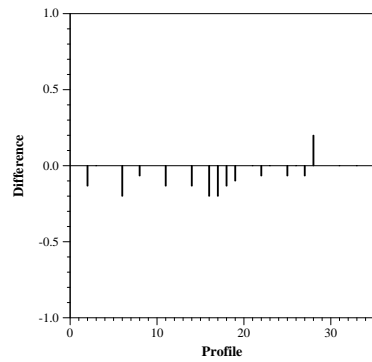


## Contextual Suggestion Track results — CSIRO

Run ID:	csiroth
Evaluation focus:	Both preference and context
Averages over all profiles and contexts	
MRR-WGT:	0.1237
P@5-WGT:	0.0772
MRR-GT:	0.5760
P@5-GT:	0.4516
MRR-G:	0.8312
P@5-G:	0.7580
MRR-T:	0.6121
P@5-T:	0.4734
MRR-W:	0.2385
P@5-W:	0.1531
MRR-D:	0.2175
P@5-D:	0.1438



Difference from median P@5-GT per profile (averaged over contexts)

Difference from median P@5-GT per context (averaged over profiles)