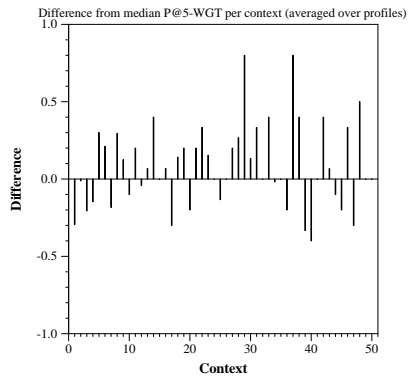
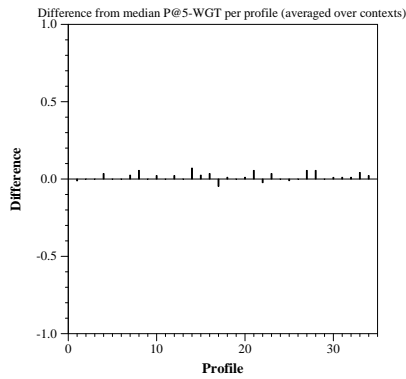
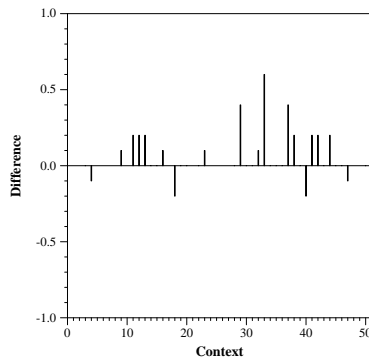
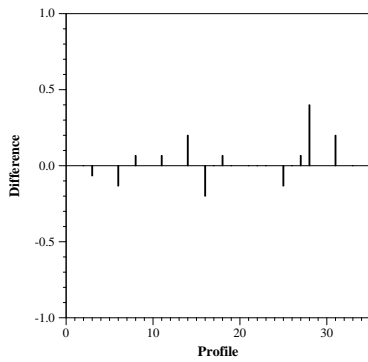


Contextual Suggestion Track results — CSIRO

Run ID:	baselineB
Evaluation focus:	Both preference and context
Averages over all profiles and contexts	
MRR-WGT:	0.3504
P@5-WGT:	0.1704
MRR-GT:	0.7470
P@5-GT:	0.5482
MRR-G:	0.9274
P@5-G:	0.8060
MRR-T:	0.7817
P@5-T:	0.5883
MRR-W:	0.4384
P@5-W:	0.2654
MRR-D:	0.3951
P@5-D:	0.2444



Difference from median P@5-GT per profile (averaged over contexts)

Difference from median P@5-GT per context (averaged over profiles)