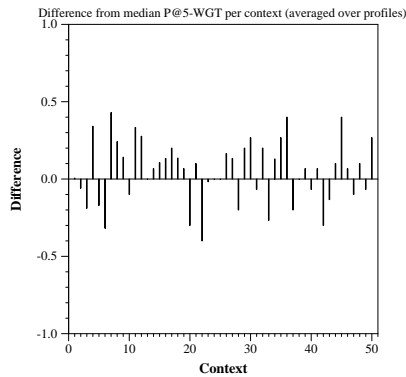
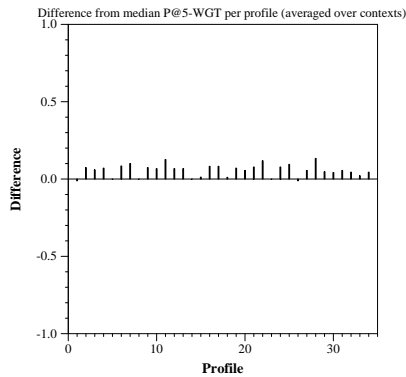
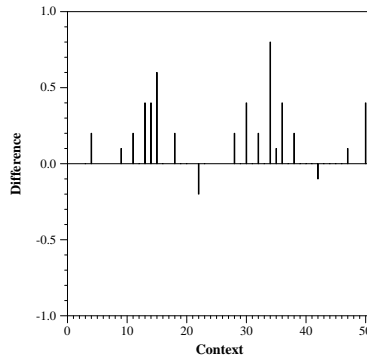
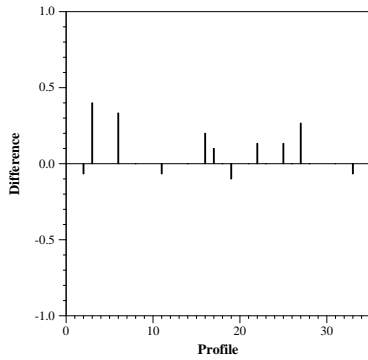


Contextual Suggestion Track results — University of Delaware, InfoLab (udel-fang)

Run ID:	UDInfoCSTdc
Evaluation focus:	Both preference and context
Averages over all profiles and contexts	
MRR-WGT:	0.3668
P@5-WGT:	0.2210
MRR-GT:	0.6713
P@5-GT:	0.5442
MRR-G:	0.8596
P@5-G:	0.7939
MRR-T:	0.7490
P@5-T:	0.6210
MRR-W:	0.5011
P@5-W:	0.3500
MRR-D:	0.4979
P@5-D:	0.3173



Difference from median P@5-GT per profile (averaged over contexts)

Difference from median P@5-GT per context (averaged over profiles)