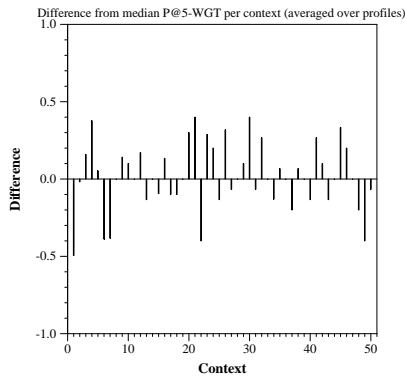
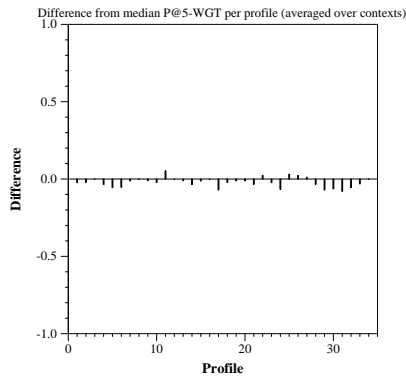
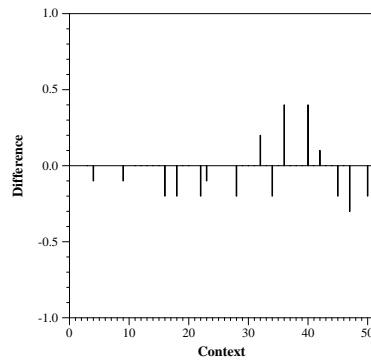
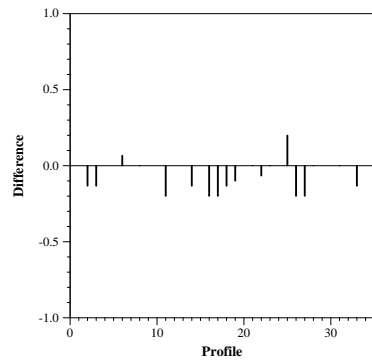


Contextual Suggestion Track results — University of Indonesia

Run ID:	FASILKOMUI02
Evaluation focus:	Both preference and context
Averages over all profiles and contexts	
MRR-WGT:	0.1163
P@5-WGT:	0.0667
MRR-GT:	0.5789
P@5-GT:	0.4935
MRR-G:	0.7894
P@5-G:	0.7770
MRR-T:	0.6125
P@5-T:	0.5243
MRR-W:	0.1865
P@5-W:	0.1136
MRR-D:	0.2608
P@5-D:	0.1648



Difference from median P@5-GT per profile (averaged over contexts)

Difference from median P@5-GT per context (averaged over profiles)