

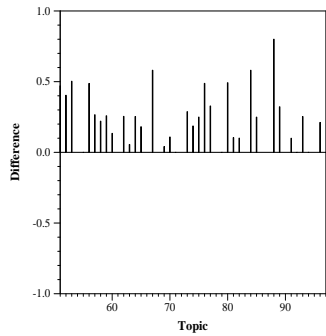
Web Track adhoc and diversity results — York University

Summary Statistics	
Run ID:	york10wA1
Task :	adhoc
Category:	B
External resources used:	(A) no additional resources
Number of Topics:	36

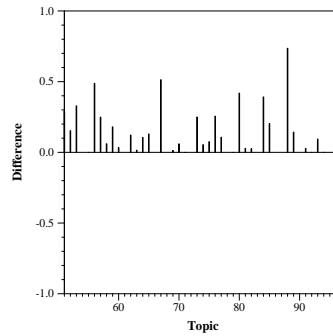
Adhoc measures		Diversity measures	
Retrieved	36000	$\alpha$ -nDCG@10	0.1959
Relevant	4289	$\alpha$ -nDCG@20	0.2492
Relevant retrieved	1843	ERR-IA@10	0.1415
Prec@10	0.2917	P-IA@10	0.1016
Prec@20	0.2847	P-IA@20	0.1030
MAP	0.1046	MAP-IA	0.0509
NDCG@20	0.1292	NRBP	0.1187
ERR@20	0.0663	ERR-IA@20	0.1562

Summary Statistics	
Run ID:	york10wA2
Task :	adhoc
Category:	B
External resources used:	(A) no additional resources
Number of Topics:	36

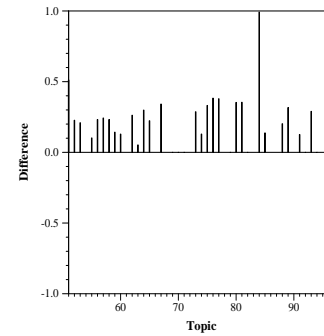
Adhoc measures		Diversity measures	
Retrieved	36000	$\alpha$ -nDCG@10	0.1578
Relevant	4289	$\alpha$ -nDCG@20	0.2125
Relevant retrieved	1844	ERR-IA@10	0.1045
Prec@10	0.2083	P-IA@10	0.0929
Prec@20	0.2486	P-IA@20	0.1157
MAP	0.1096	MAP-IA	0.0632
NDCG@20	0.1160	NRBP	0.0761
ERR@20	0.0620	ERR-IA@20	0.1193



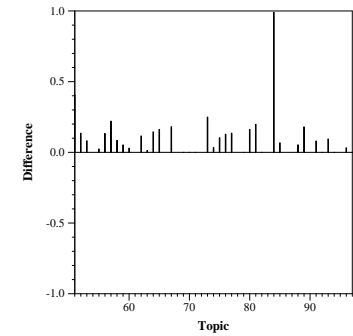
Difference from median  $\alpha$ -nDCG@20 per topic



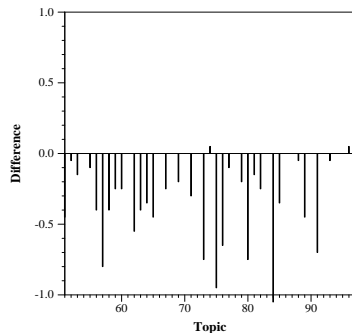
Difference from median ERR-IA@20 per topic



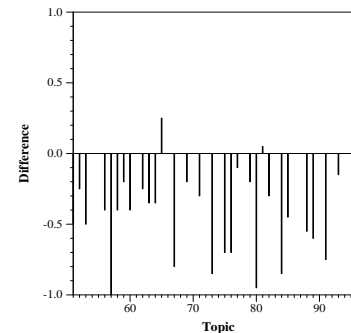
Difference from median  $\alpha$ -nDCG@20 per topic



Difference from median ERR-IA@20 per topic



Difference from median P@20 per topic

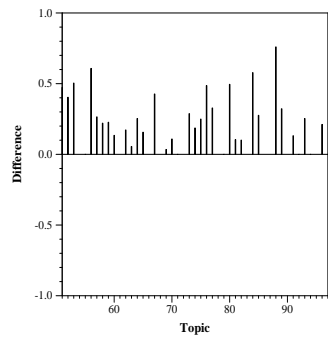


Difference from median P@20 per topic

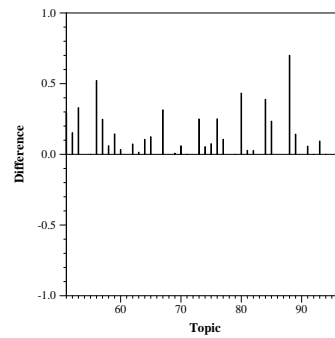
# Web Track adhoc and diversity results — York University

Summary Statistics	
Run ID:	york10wA3
Task :	adhoc
Category:	B
External resources used:	(A) no additional resources
Number of Topics:	36

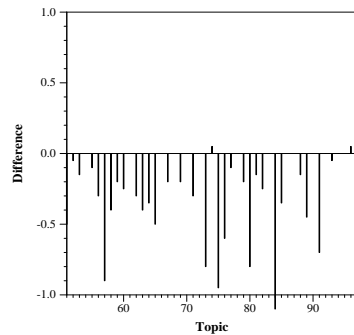
Adhoc measures		Diversity measures	
Retrieved	36000	$\alpha$ -nDCG@10	0.1907
Relevant	4289	$\alpha$ -nDCG@20	0.2448
Relevant retrieved	1838	ERR-IA@10	0.1349
Prec@10	0.2944	P-IA@10	0.0969
Prec@20	0.2861	P-IA@20	0.1021
MAP	0.0998	MAP-IA	0.0484
NDCG@20	0.1323	NRBP	0.1105
ERR@20	0.0680	ERR-IA@20	0.1499



Difference from median  $\alpha$ -nDCG@20 per topic



Difference from median ERR-IA@20 per topic



Difference from median P@20 per topic