

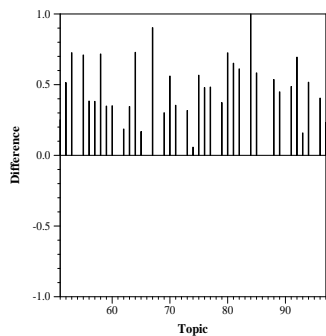
# Web Track adhoc and diversity results — Microsoft Research

Summary Statistics	
Run ID:	mrsrv1
Task :	adhoc
Category:	A
External resources used:	(B) generally available resources
Number of Topics:	36

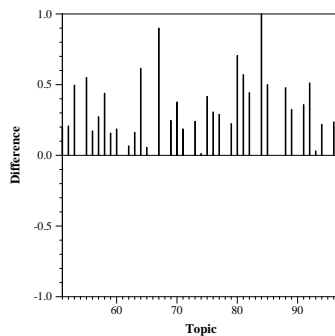
Adhoc measures		Diversity measures	
Retrieved	36000	$\alpha$ -nDCG@10	0.4202
Relevant	4289	$\alpha$ -nDCG@20	0.4794
Relevant retrieved	1578	ERR-IA@10	0.3242
Prec@10	0.3750	P-IA@10	0.1833
Prec@20	0.3722	P-IA@20	0.1747
MAP	0.0835	MAP-IA	0.0615
NDCG@20	0.2340	NRBP	0.2975
ERR@20	0.1607	ERR-IA@20	0.3401

Summary Statistics	
Run ID:	mrsrv1div
Task :	diversity
Category:	A
External resources used:	(B) generally available resources
Number of Topics:	36

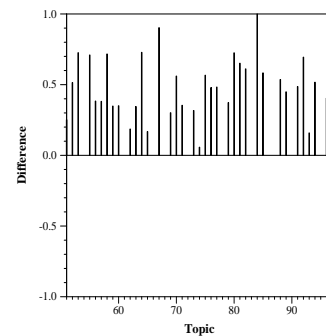
Adhoc measures		Diversity measures	
Retrieved	36000	$\alpha$ -nDCG@10	0.4202
Relevant	4289	$\alpha$ -nDCG@20	0.4794
Relevant retrieved	1578	ERR-IA@10	0.3242
Prec@10	0.3750	P-IA@10	0.1833
Prec@20	0.3722	P-IA@20	0.1747
MAP	0.0835	MAP-IA	0.0615
NDCG@20	0.2340	NRBP	0.2975
ERR@20	0.1607	ERR-IA@20	0.3401



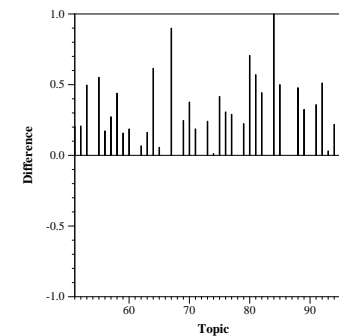
Difference from median  $\alpha$ -nDCG@20 per topic



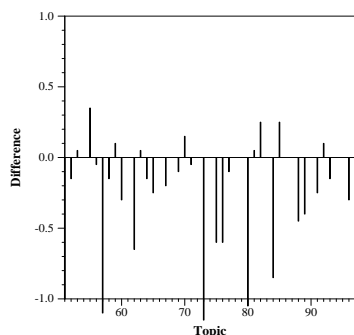
Difference from median ERR-IA@20 per topic



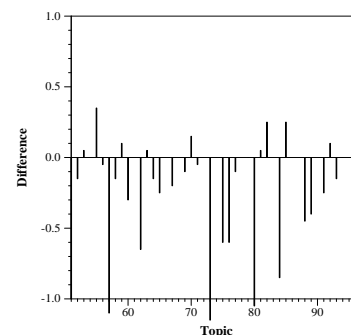
Difference from median  $\alpha$ -nDCG@20 per topic



Difference from median ERR-IA@20 per topic



Difference from median P@20 per topic



Difference from median P@20 per topic

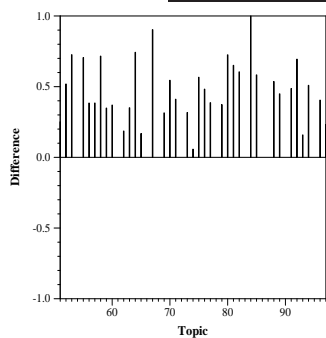
# Web Track adhoc and diversity results — Microsoft Research

Summary Statistics	
Run ID:	mrsrv2
Task :	adhoc
Category:	A
External resources used:	(B) generally available resources
Number of Topics:	36

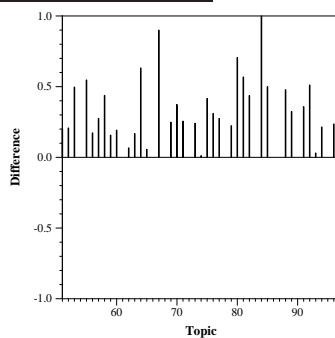
Summary Statistics	
Run ID:	mrsrv2div
Task :	diversity
Category:	A
External resources used:	(B) generally available resources
Number of Topics:	36

Adhoc measures		Diversity measures	
Retrieved	36000	$\alpha$ -nDCG@10	0.4188
Relevant	4289	$\alpha$ -nDCG@20	0.4790
Relevant retrieved	1579	ERR-IA@10	0.3256
Prec@10	0.3667	P-IA@10	0.1792
Prec@20	0.3694	P-IA@20	0.1755
MAP	0.0836	MAP-IA	0.0612
NDCG@20	0.2343	NRBP	0.3012
ERR@20	0.1615	ERR-IA@20	0.3420

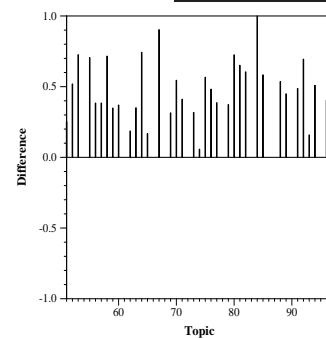
Adhoc measures		Diversity measures	
Retrieved	36000	$\alpha$ -nDCG@10	0.4188
Relevant	4289	$\alpha$ -nDCG@20	0.4790
Relevant retrieved	1579	ERR-IA@10	0.3256
Prec@10	0.3667	P-IA@10	0.1792
Prec@20	0.3694	P-IA@20	0.1755
MAP	0.0836	MAP-IA	0.0612
NDCG@20		NRBP	0.3012
ERR@20		ERR-IA@20	0.3420



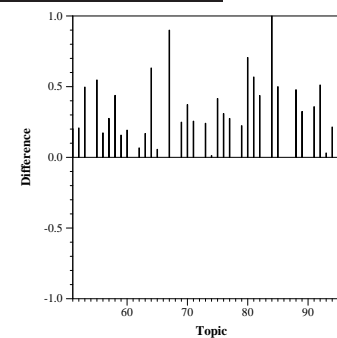
Difference from median  $\alpha$ -nDCG@20 per topic



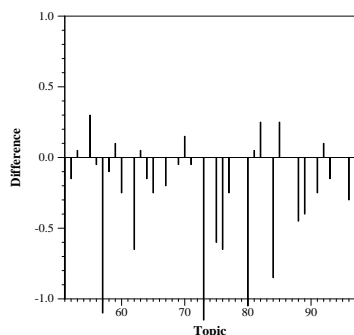
Difference from median ERR-IA@20 per topic



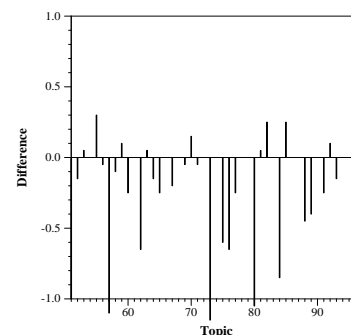
Difference from median  $\alpha$ -nDCG@20 per topic



Difference from median ERR-IA@20 per topic



Difference from median P@20 per topic



Difference from median P@20 per topic

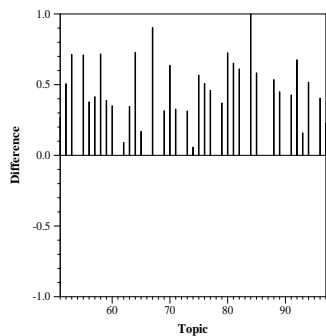
# Web Track adhoc and diversity results — Microsoft Research

Summary Statistics	
Run ID:	mrsrv3
Task :	adhoc
Category:	A
External resources used:	(B) generally available resources
Number of Topics:	36

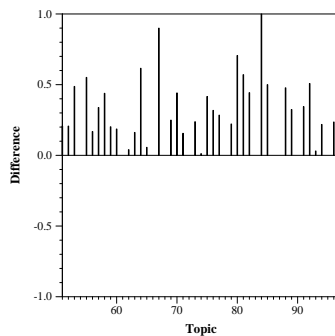
Summary Statistics	
Run ID:	mrsrv3div
Task :	diversity
Category:	A
External resources used:	(B) generally available resources
Number of Topics:	36

Adhoc measures		Diversity measures	
Retrieved	36000	$\alpha$ -nDCG@10	0.4276
Relevant	4289	$\alpha$ -nDCG@20	0.4779
Relevant retrieved	1561	ERR-IA@10	0.3287
Prec@10	0.3833	P-IA@10	0.1860
Prec@20	0.3681	P-IA@20	0.1714
MAP	0.0837	MAP-IA	0.0628
NDCG@20	0.2401	NRBP	0.3005
ERR@20	0.1649	ERR-IA@20	0.3426

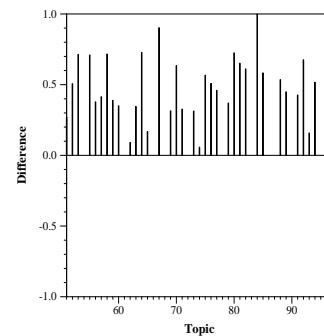
Adhoc measures		Diversity measures	
Retrieved	36000	$\alpha$ -nDCG@10	0.4276
Relevant	4289	$\alpha$ -nDCG@20	0.4779
Relevant retrieved	1561	ERR-IA@10	0.3287
Prec@10	0.3833	P-IA@10	0.1860
Prec@20	0.3681	P-IA@20	0.1714
MAP	0.0837	MAP-IA	0.0628
NDCG@20		NRBP	0.3005
ERR@20		ERR-IA@20	0.3426



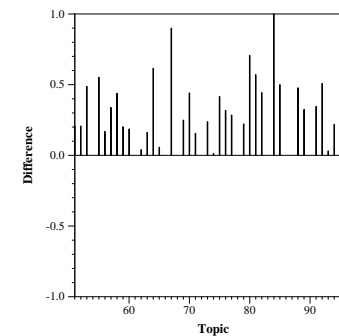
Difference from median  $\alpha$ -nDCG@20 per topic



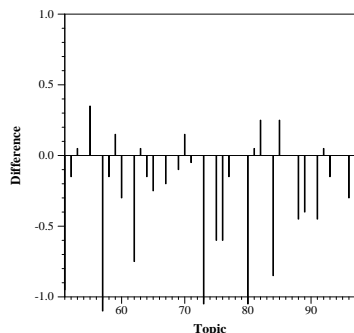
Difference from median ERR-IA@20 per topic



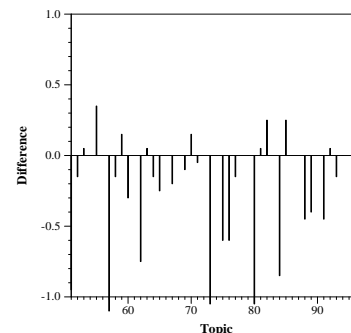
Difference from median  $\alpha$ -nDCG@20 per topic



Difference from median ERR-IA@20 per topic



Difference from median P@20 per topic



Difference from median P@20 per topic