

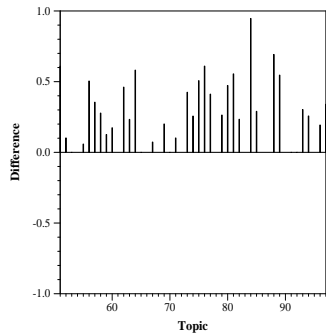
Web Track adhoc and diversity results — University of Delaware

Summary Statistics	
Run ID:	UDWebSQR
Task :	diversity
Category:	A
External resources used:	(A) no additional resources
Number of Topics:	36

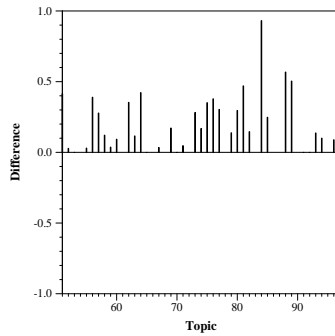
Adhoc measures		Diversity measures	
Retrieved	35700	α -nDCG@10	0.2874
Relevant	4289	α -nDCG@20	0.3100
Relevant retrieved	2143	ERR-IA@10	0.2107
Prec@10	0.3861	P-IA@10	0.1606
Prec@20	0.3597	P-IA@20	0.1432
MAP	0.1091	MAP-IA	0.0537
NDCG@20	0.1589	NRBP	0.1797
ERR@20	0.0951	ERR-IA@20	0.2177

Summary Statistics	
Run ID:	UDWebPCOV
Task :	diversity
Category:	A
External resources used:	(A) no additional resources
Number of Topics:	36

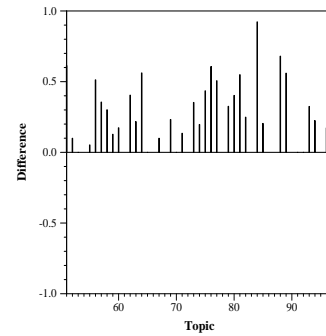
Adhoc measures		Diversity measures	
Retrieved	35700	α -nDCG@10	0.2724
Relevant	4289	α -nDCG@20	0.3045
Relevant retrieved	2143	ERR-IA@10	0.1878
Prec@10	0.4222	P-IA@10	0.1693
Prec@20	0.3792	P-IA@20	0.1534
MAP	0.1099	MAP-IA	0.0536
NDCG@20	0.1643	NRBP	0.1484
ERR@20	0.0926	ERR-IA@20	0.1972



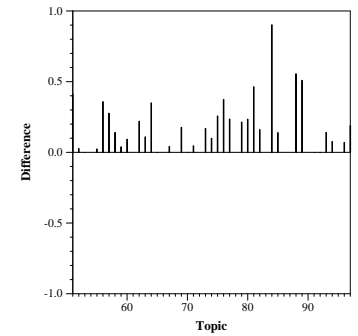
Difference from median α -nDCG@20 per topic



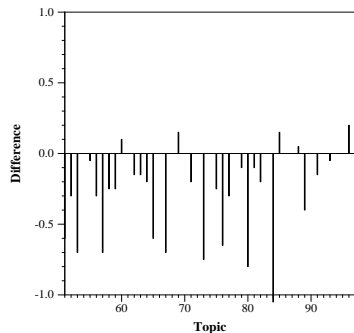
Difference from median ERR-IA@20 per topic



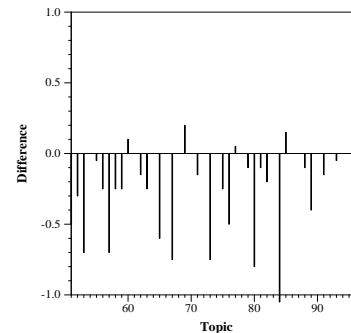
Difference from median α -nDCG@20 per topic



Difference from median ERR-IA@20 per topic



Difference from median P@20 per topic

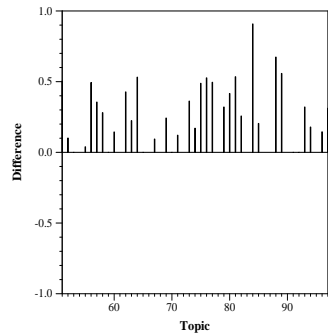


Difference from median P@20 per topic

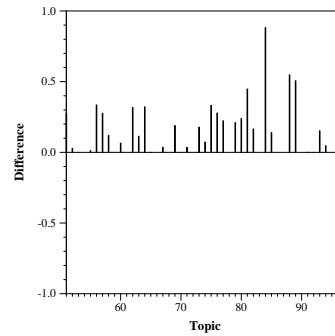
Web Track adhoc and diversity results — University of Delaware

Summary Statistics	
Run ID:	UDWebLOG
Task :	diversity
Category:	A
External resources used:	(A) no additional resources
Number of Topics:	36

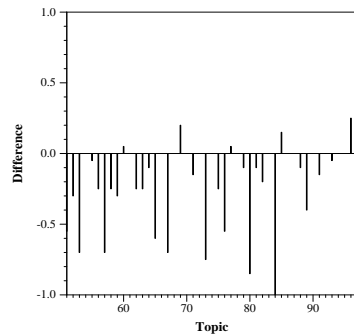
Adhoc measures		Diversity measures	
Retrieved	35700	α -nDCG@10	0.2559
Relevant	4289	α -nDCG@20	0.2899
Relevant retrieved	2143	ERR-IA@10	0.1776
Prec@10	0.4000	P-IA@10	0.1531
Prec@20	0.3708	P-IA@20	0.1503
MAP	0.1099	MAP-IA	0.0526
NDCG@20	0.1599	NRBP	0.1406
ERR@20	0.0894	ERR-IA@20	0.1877



Difference from median α -nDCG@20 per topic



Difference from median ERR-IA@20 per topic



Difference from median P@20 per topic