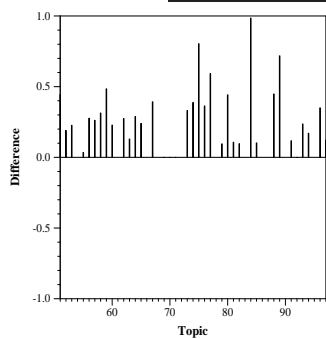


Summary Statistics	
Run ID:	UCDSIFTSlide
Task :	adhoc
Category:	B
External resources used:	(A) no additional resources
Number of Topics:	36

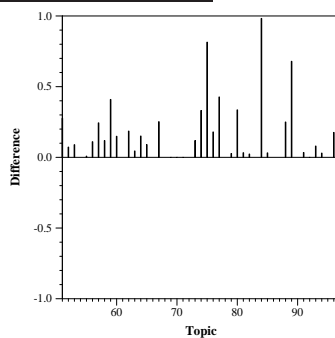
Adhoc measures		Diversity measures	
Retrieved	36000	α -nDCG@10	0.2361
Relevant	4289	α -nDCG@20	0.2848
Relevant retrieved	1927	ERR-IA@10	0.1755
Prec@10	0.3306	P-IA@10	0.1204
Prec@20	0.3389	P-IA@20	0.1353
MAP	0.1145	MAP-IA	0.0580
NDCG@20	0.1707	NRBP	0.1500
ERR@20	0.0970	ERR-IA@20	0.1890

Summary Statistics	
Run ID:	UCDSIFTProb
Task :	adhoc
Category:	B
External resources used:	(A) no additional resources
Number of Topics:	36

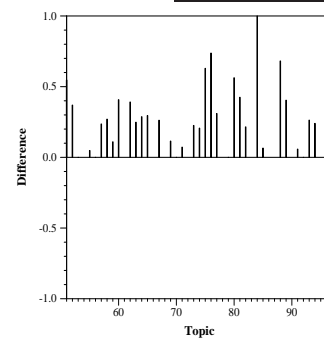
Adhoc measures		Diversity measures	
Retrieved	36000	α -nDCG@10	0.2355
Relevant	4289	α -nDCG@20	0.2866
Relevant retrieved	1922	ERR-IA@10	0.1749
Prec@10	0.3000	P-IA@10	0.1225
Prec@20	0.2875	P-IA@20	0.1303
MAP	0.1079	MAP-IA	0.0566
NDCG@20	0.1453	NRBP	0.1513
ERR@20	0.0826	ERR-IA@20	0.1885



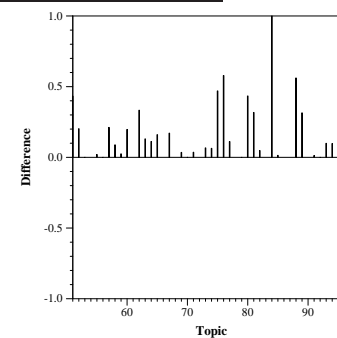
Difference from median α -nDCG@20 per topic



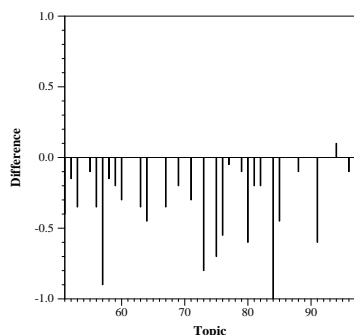
Difference from median ERR-IA@20 per topic



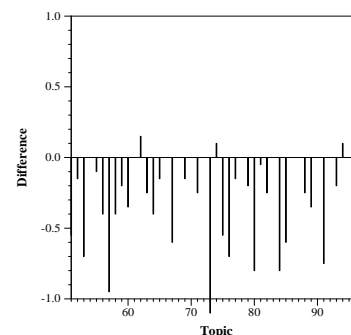
Difference from median α -nDCG@20 per topic



Difference from median ERR-IA@20 per topic



Difference from median P@20 per topic



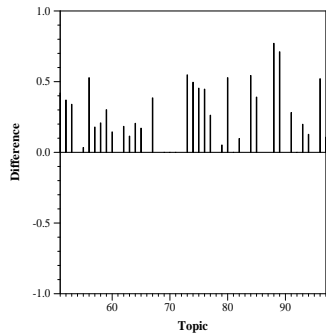
Difference from median P@20 per topic

Summary Statistics	
Run ID:	UCDSIFTMAP
Task :	adhoc
Category:	B
External resources used:	(A) no additional resources
Number of Topics:	36

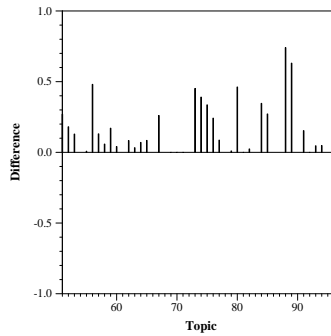
Adhoc measures		Diversity measures	
Retrieved	36000	α -nDCG@10	0.2329
Relevant	4289	α -nDCG@20	0.2811
Relevant retrieved	1948	ERR-IA@10	0.1692
Prec@10	0.2500	P-IA@10	0.1041
Prec@20	0.2986	P-IA@20	0.1116
MAP	0.1078	MAP-IA	0.0544
NDCG@20	0.1529	NRBP	0.1407
ERR@20	0.0866	ERR-IA@20	0.1826

Summary Statistics	
Run ID:	UCDSIFTDiv
Task :	diversity
Category:	B
External resources used:	(A) no additional resources
Number of Topics:	36

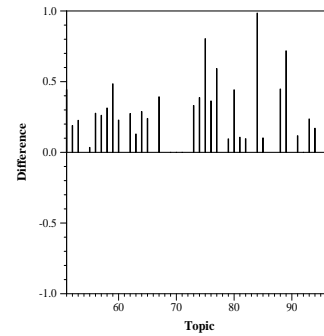
Adhoc measures		Diversity measures	
Retrieved	36000	α -nDCG@10	0.2361
Relevant	4289	α -nDCG@20	0.2848
Relevant retrieved	1927	ERR-IA@10	0.1755
Prec@10	0.3306	P-IA@10	0.1204
Prec@20	0.3389	P-IA@20	0.1353
MAP	0.1145	MAP-IA	0.0580
NDCG@20	0.1707	NRBP	0.1500
ERR@20	0.0970	ERR-IA@20	0.1890



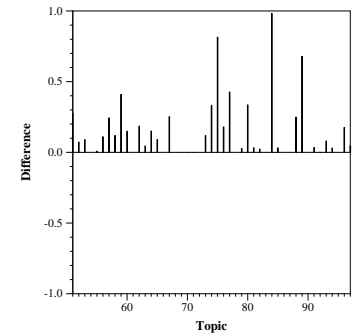
Difference from median α -nDCG@20 per topic



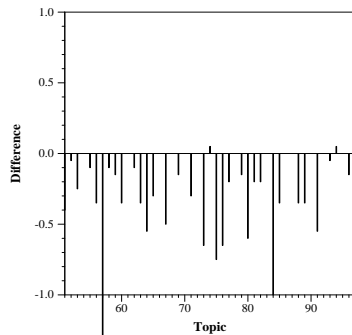
Difference from median ERR-IA@20 per topic



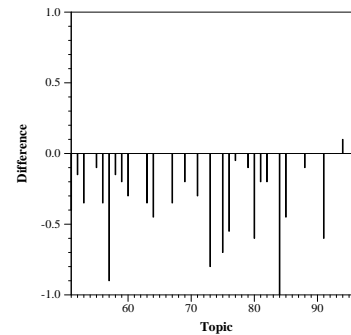
Difference from median α -nDCG@20 per topic



Difference from median ERR-IA@20 per topic



Difference from median P@20 per topic



Difference from median P@20 per topic