

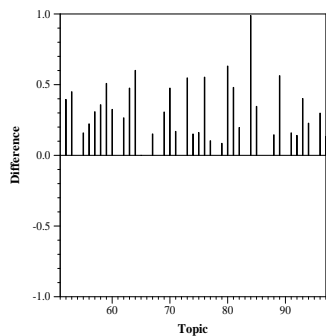
Web Track adhoc and diversity results — University of Amsterdam (Kamps)

Summary Statistics	
Run ID:	UAMSA10d2a8
Task :	adhoc
Category:	B
External resources used:	(A) no additional resources
Number of Topics:	36

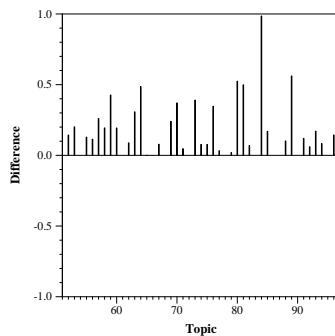
Adhoc measures		Diversity measures	
Retrieved	36000	α -nDCG@10	0.2721
Relevant	4289	α -nDCG@20	0.3190
Relevant retrieved	1037	ERR-IA@10	0.2031
Prec@10	0.2639	P-IA@10	0.1107
Prec@20	0.2583	P-IA@20	0.1022
MAP	0.0486	MAP-IA	0.0289
NDCG@20	0.1590	NRBP	0.1792
ERR@20	0.1162	ERR-IA@20	0.2160

Summary Statistics	
Run ID:	UAMSD10ancB
Task :	diversity
Category:	B
External resources used:	(A) no additional resources
Number of Topics:	36

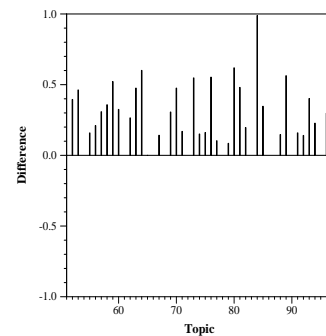
Adhoc measures		Diversity measures	
Retrieved	35035	α -nDCG@10	0.2719
Relevant	4289	α -nDCG@20	0.3188
Relevant retrieved	931	ERR-IA@10	0.2029
Prec@10	0.2639	P-IA@10	0.1107
Prec@20	0.2583	P-IA@20	0.1018
MAP	0.0465	MAP-IA	0.0280
NDCG@20	0.1585	NRBP	0.1791
ERR@20	0.1164	ERR-IA@20	0.2157



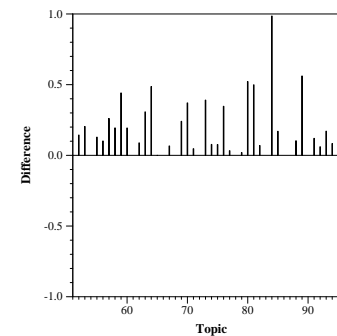
Difference from median α -nDCG@20 per topic



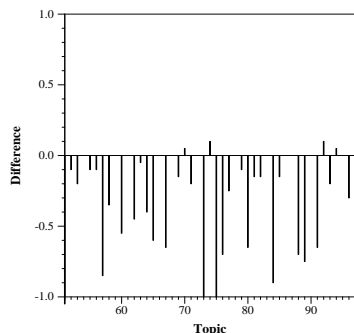
Difference from median ERR-IA@20 per topic



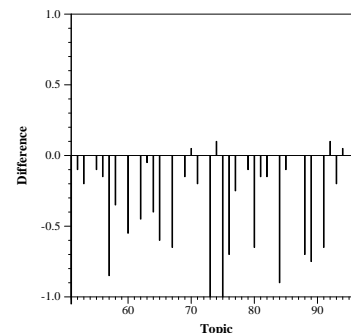
Difference from median α -nDCG@20 per topic



Difference from median ERR-IA@20 per topic



Difference from median P@20 per topic



Difference from median P@20 per topic

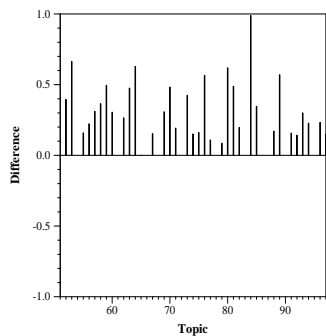
Web Track adhoc and diversity results — University of Amsterdam (Kamps)

Summary Statistics	
Run ID:	UAMSA10mSF30
Task :	adhoc
Category:	B
External resources used:	(A) no additional resources
Number of Topics:	36

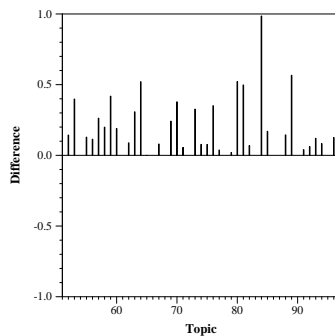
Adhoc measures		Diversity measures	
Retrieved	36000	α -nDCG@10	0.2722
Relevant	4289	α -nDCG@20	0.3196
Relevant retrieved	985	ERR-IA@10	0.2054
Prec@10	0.2722	P-IA@10	0.1090
Prec@20	0.2708	P-IA@20	0.1029
MAP	0.0473	MAP-IA	0.0278
NDCG@20	0.1599	NRBP	0.1822
ERR@20	0.1186	ERR-IA@20	0.2189

Summary Statistics	
Run ID:	UAMSA10mSFPR
Task :	adhoc
Category:	B
External resources used:	(A) no additional resources
Number of Topics:	36

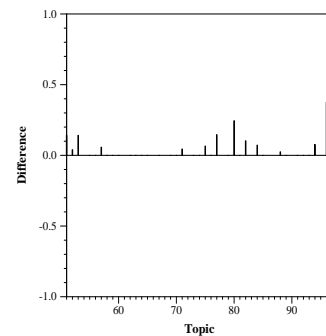
Adhoc measures		Diversity measures	
Retrieved	36000	α -nDCG@10	0.0301
Relevant	4289	α -nDCG@20	0.0456
Relevant retrieved	247	ERR-IA@10	0.0185
Prec@10	0.0250	P-IA@10	0.0090
Prec@20	0.0333	P-IA@20	0.0113
MAP	0.0029	MAP-IA	0.0022
NDCG@20	0.0106	NRBP	0.0135
ERR@20	0.0043	ERR-IA@20	0.0226



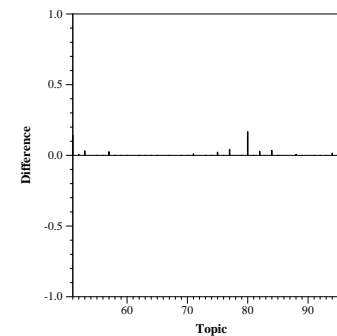
Difference from median α -nDCG@20 per topic



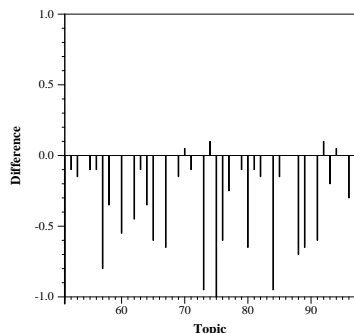
Difference from median ERR-IA@20 per topic



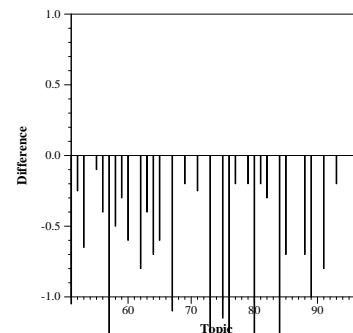
Difference from median α -nDCG@20 per topic



Difference from median ERR-IA@20 per topic



Difference from median P@20 per topic



Difference from median P@20 per topic

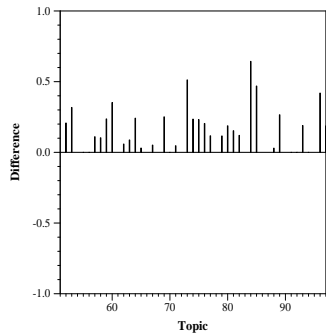
Web Track adhoc and diversity results — University of Amsterdam (Kamps)

Summary Statistics	
Run ID:	UAMSD10ancPR
Task :	diversity
Category:	B
External resources used:	(A) no additional resources
Number of Topics:	36

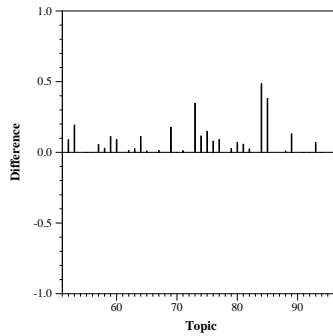
Adhoc measures		Diversity measures	
Retrieved	35019	α -nDCG@10	0.1277
Relevant	4289	α -nDCG@20	0.1715
Relevant retrieved	886	ERR-IA@10	0.0799
Prec@10	0.1250	P-IA@10	0.0461
Prec@20	0.1236	P-IA@20	0.0544
MAP	0.0250	MAP-IA	0.0154
NDCG@20	0.0562	NRBP	0.0620
ERR@20	0.0368	ERR-IA@20	0.0917

Summary Statistics	
Run ID:	UAMSD10aSRfu
Task :	diversity
Category:	B
External resources used:	(A) no additional resources
Number of Topics:	36

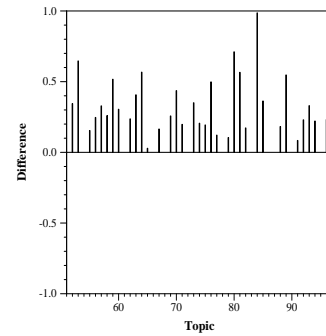
Adhoc measures		Diversity measures	
Retrieved	35035	α -nDCG@10	0.2748
Relevant	4289	α -nDCG@20	0.3179
Relevant retrieved	901	ERR-IA@10	0.2078
Prec@10	0.2750	P-IA@10	0.1091
Prec@20	0.2708	P-IA@20	0.1025
MAP	0.0455	MAP-IA	0.0256
NDCG@20	0.1676	NRBP	0.1835
ERR@20	0.1254	ERR-IA@20	0.2200



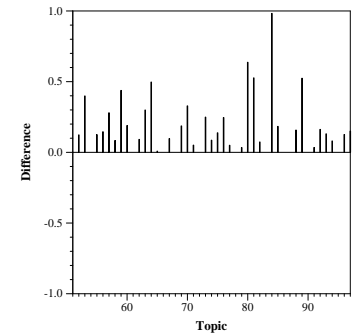
Difference from median α -nDCG@20 per topic



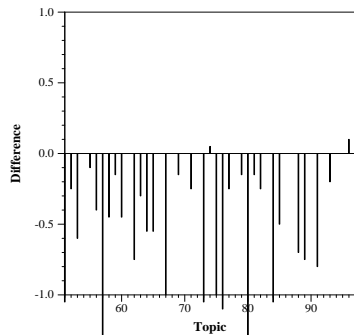
Difference from median ERR-IA@20 per topic



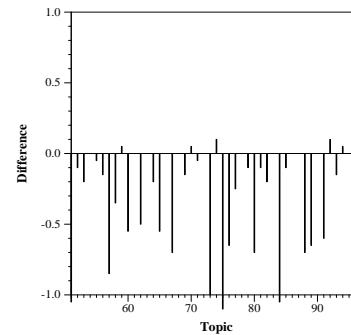
Difference from median α -nDCG@20 per topic



Difference from median ERR-IA@20 per topic



Difference from median P@20 per topic



Difference from median P@20 per topic