

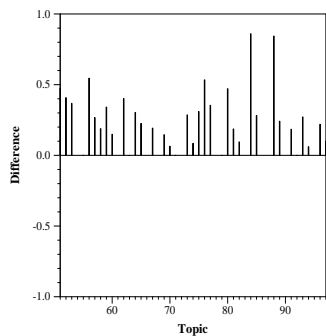
Web Track adhoc and diversity results — University College London (Media Futures Group)

Summary Statistics	
Run ID:	MF1
Task :	adhoc
Category:	B
External resources used:	(A) no additional resources
Number of Topics:	36

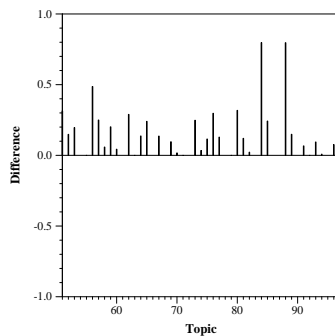
Adhoc measures		Diversity measures	
Retrieved	36000	α -nDCG@10	0.2151
Relevant	4289	α -nDCG@20	0.2627
Relevant retrieved	1701	ERR-IA@10	0.1585
Prec@10	0.3056	P-IA@10	0.1069
Prec@20	0.2875	P-IA@20	0.1043
MAP	0.0945	MAP-IA	0.0464
NDCG@20	0.1381	NRBP	0.1347
ERR@20	0.0782	ERR-IA@20	0.1715

Summary Statistics	
Run ID:	MF2
Task :	adhoc
Category:	B
External resources used:	(A) no additional resources
Number of Topics:	36

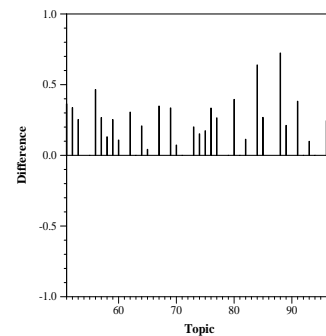
Adhoc measures		Diversity measures	
Retrieved	36000	α -nDCG@10	0.1729
Relevant	4289	α -nDCG@20	0.2174
Relevant retrieved	1487	ERR-IA@10	0.1184
Prec@10	0.2750	P-IA@10	0.0858
Prec@20	0.2778	P-IA@20	0.0914
MAP	0.0698	MAP-IA	0.0308
NDCG@20	0.1170	NRBP	0.0933
ERR@20	0.0612	ERR-IA@20	0.1307



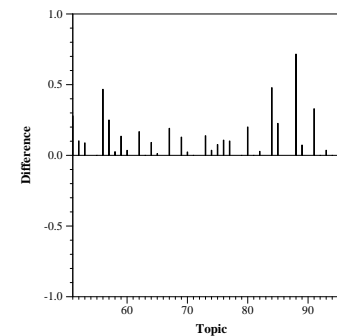
Difference from median α -nDCG@20 per topic



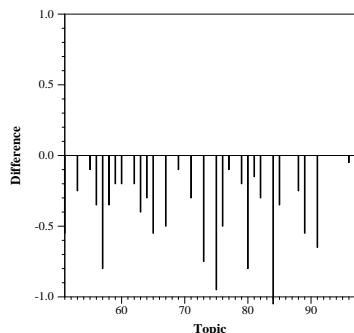
Difference from median ERR-IA@20 per topic



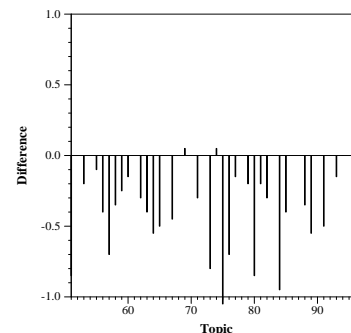
Difference from median α -nDCG@20 per topic



Difference from median ERR-IA@20 per topic



Difference from median P@20 per topic



Difference from median P@20 per topic