

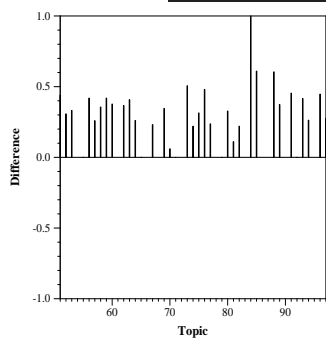
# Web Track adhoc and diversity results — Carnegie Mellon University

Summary Statistics	
Run ID:	cmuBase10
Task :	adhoc
Category:	A
External resources used:	(A) no additional resources
Number of Topics:	36

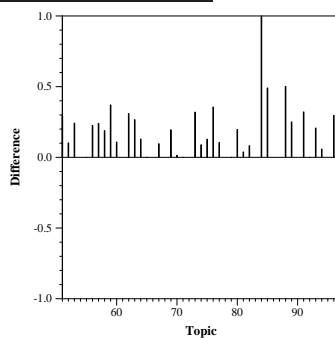
Adhoc measures		Diversity measures	
Retrieved	36000	$\alpha$ -nDCG@10	0.2618
Relevant	4289	$\alpha$ -nDCG@20	0.3177
Relevant retrieved	2053	ERR-IA@10	0.1922
Prec@10	0.3333	P-IA@10	0.1191
Prec@20	0.3361	P-IA@20	0.1206
MAP	0.1128	MAP-IA	0.0494
NDCG@20	0.1624	NRBP	0.1665
ERR@20	0.1023	ERR-IA@20	0.2079

Summary Statistics	
Run ID:	cmuWiki10
Task :	adhoc
Category:	A
External resources used:	(A) no additional resources
Number of Topics:	36

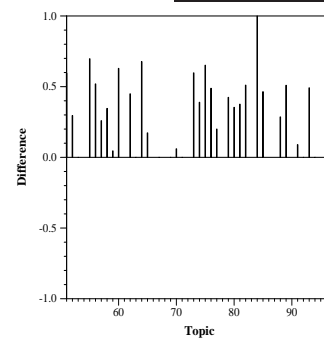
Adhoc measures		Diversity measures	
Retrieved	36000	$\alpha$ -nDCG@10	0.3087
Relevant	4289	$\alpha$ -nDCG@20	0.3392
Relevant retrieved	2156	ERR-IA@10	0.2337
Prec@10	0.4333	P-IA@10	0.1925
Prec@20	0.4222	P-IA@20	0.1877
MAP	0.1673	MAP-IA	0.0937
NDCG@20	0.2154	NRBP	0.2093
ERR@20	0.1137	ERR-IA@20	0.2429



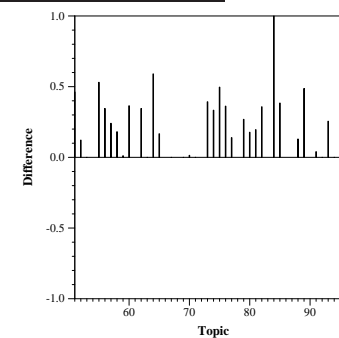
Difference from median  $\alpha$ -nDCG@20 per topic



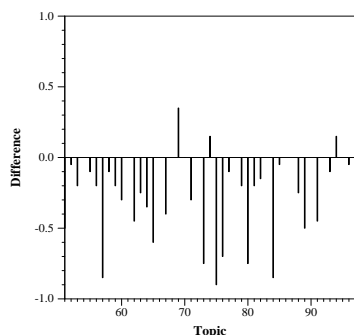
Difference from median ERR-IA@20 per topic



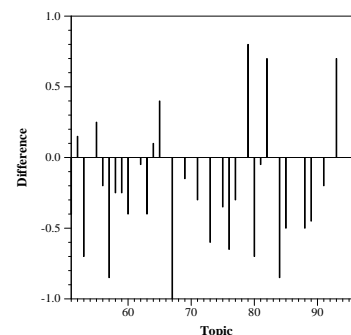
Difference from median  $\alpha$ -nDCG@20 per topic



Difference from median ERR-IA@20 per topic



Difference from median P@20 per topic



Difference from median P@20 per topic

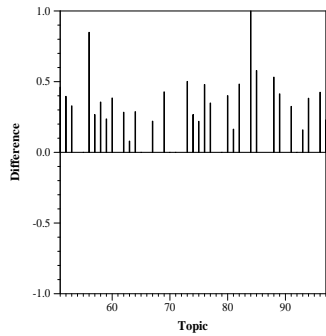
Web Track adhoc and diversity results — Carnegie Mellon University

Summary Statistics	
Run ID:	cmuFuTop10
Task :	adhoc
Category:	A
External resources used:	(A) no additional resources
Number of Topics:	36

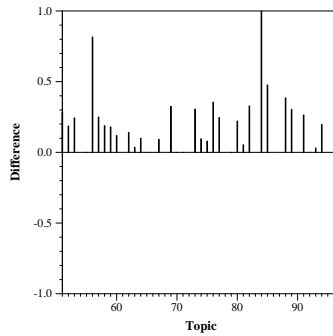
Adhoc measures		Diversity measures	
Retrieved	36000	$\alpha$ -nDCG@10	0.2732
Relevant	4289	$\alpha$ -nDCG@20	0.3190
Relevant retrieved	2156	ERR-IA@10	0.2018
Prec@10	0.3583	P-IA@10	0.1339
Prec@20	0.3389	P-IA@20	0.1314
MAP	0.1305	MAP-IA	0.0602
NDCG@20	0.1708	NRBP	0.1766
ERR@20	0.1052	ERR-IA@20	0.2148

Summary Statistics	
Run ID:	cmuWi10D
Task :	diversity
Category:	A
External resources used:	(A) no additional resources
Number of Topics:	36

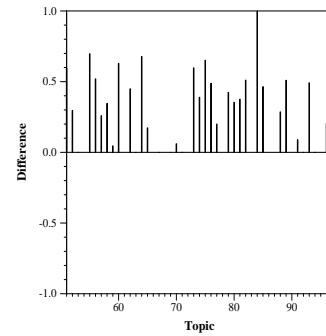
Adhoc measures		Diversity measures	
Retrieved	36000	$\alpha$ -nDCG@10	0.3087
Relevant	4289	$\alpha$ -nDCG@20	0.3392
Relevant retrieved	2156	ERR-IA@10	0.2337
Prec@10	0.4333	P-IA@10	0.1925
Prec@20	0.4222	P-IA@20	0.1877
MAP	0.1673	MAP-IA	0.0937
NDCG@20	0.2154	NRBP	0.2093
ERR@20	0.1137	ERR-IA@20	0.2429



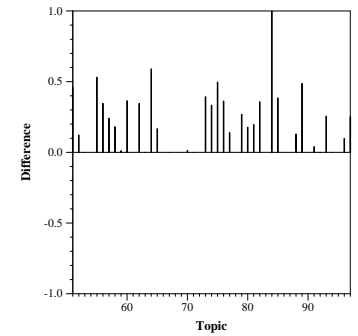
Difference from median  $\alpha$ -nDCG@20 per topic



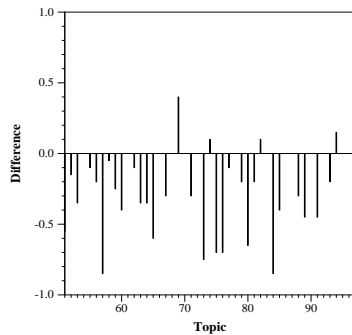
Difference from median ERR-IA@20 per topic



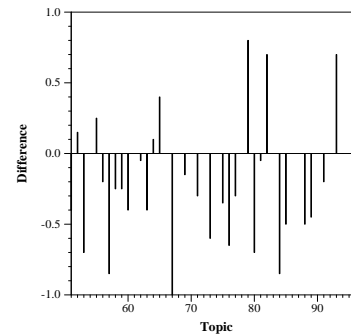
Difference from median  $\alpha$ -nDCG@20 per topic



Difference from median ERR-IA@20 per topic



Difference from median P@20 per topic



Difference from median P@20 per topic

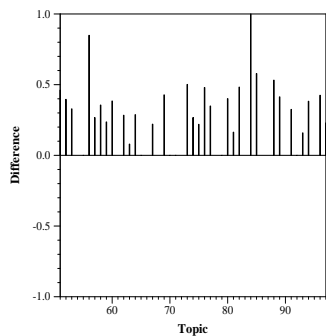
# Web Track adhoc and diversity results — Carnegie Mellon University

Summary Statistics	
Run ID:	cmuFuTop10D
Task :	diversity
Category:	A
External resources used:	(A) no additional resources
Number of Topics:	36

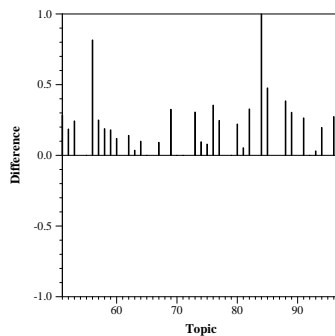
Adhoc measures		Diversity measures	
Retrieved	36000	$\alpha$ -nDCG@10	0.2732
Relevant	4289	$\alpha$ -nDCG@20	0.3190
Relevant retrieved	2156	ERR-IA@10	0.2018
Prec@10	0.3583	P-IA@10	0.1339
Prec@20	0.3389	P-IA@20	0.1314
MAP	0.1305	MAP-IA	0.0602
NDCG@20	0.1708	NRBP	0.1766
ERR@20	0.1052	ERR-IA@20	0.2148

Summary Statistics	
Run ID:	cmuComb10
Task :	diversity
Category:	A
External resources used:	(A) no additional resources
Number of Topics:	36

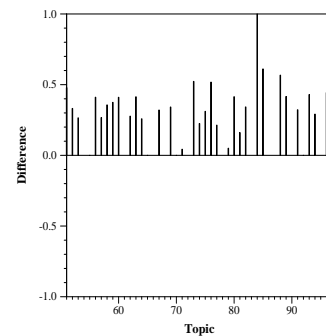
Adhoc measures		Diversity measures	
Retrieved	36000	$\alpha$ -nDCG@10	0.2717
Relevant	4289	$\alpha$ -nDCG@20	0.3249
Relevant retrieved	2193	ERR-IA@10	0.1934
Prec@10	0.3611	P-IA@10	0.1394
Prec@20	0.3569	P-IA@20	0.1368
MAP	0.1310	MAP-IA	0.0614
NDCG@20	0.1800	NRBP	0.1625
ERR@20	0.1057	ERR-IA@20	0.2082



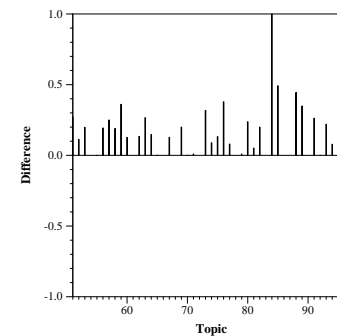
Difference from median  $\alpha$ -nDCG@20 per topic



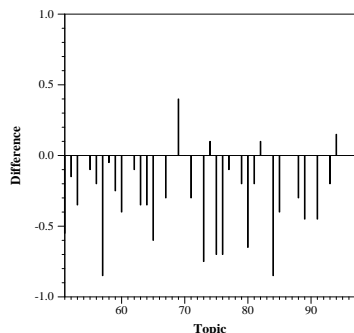
Difference from median ERR-IA@20 per topic



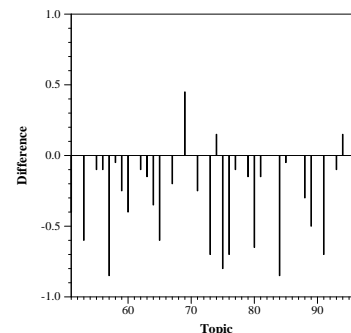
Difference from median  $\alpha$ -nDCG@20 per topic



Difference from median ERR-IA@20 per topic



Difference from median P@20 per topic



Difference from median P@20 per topic