

Blog Track results, baseline blog distillation task — Stanford NLP Lab

Summary Statistics	
Run ID:	stanford1
Document fields used	permalinks
Number of Topics:	24
Total number of documents over all topics	
Retrieved:	2400
Relevant and contains an opinion:	618
Relevant opinion documents retrieved:	272

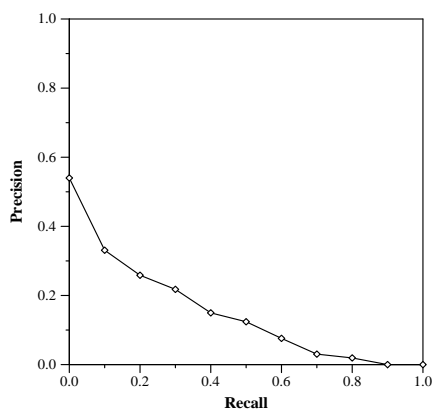
Summary Statistics	
Run ID:	stanford2
Document fields used	permalinks
Number of Topics:	24
Total number of documents over all topics	
Retrieved:	2400
Relevant and contains an opinion:	618
Relevant opinion documents retrieved:	272

Recall Level Averages	
Recall	Precision
0.00	0.5400
0.10	0.3309
0.20	0.2585
0.30	0.2177
0.40	0.1497
0.50	0.1240
0.60	0.0759
0.70	0.0303
0.80	0.0193
0.90	0.0000
1.00	0.0000
Mean average precision	
non-interpolated	0.1381

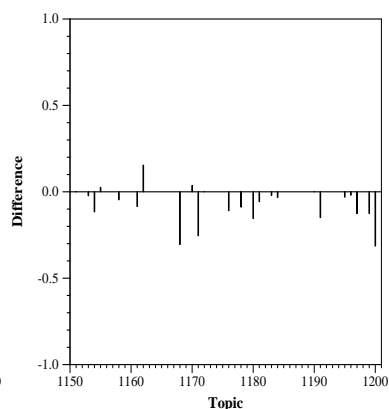
Document Level Averages	
	Precision
At 5 docs	0.2333
At 10 docs	0.2333
At 15 docs	0.2028
At 20 docs	0.1979
At 30 docs	0.1736
At 100 docs	0.1133
At 200 docs	0.0567
At 500 docs	0.0227
At 1000 docs	0.0113
R-Precision: precision after R (number relevant) documents retrieved	
Exact	0.2061

Recall Level Averages	
Recall	Precision
0.00	0.5408
0.10	0.3457
0.20	0.2650
0.30	0.2262
0.40	0.1531
0.50	0.1235
0.60	0.0758
0.70	0.0269
0.80	0.0193
0.90	0.0000
1.00	0.0000
Mean average precision	
non-interpolated	0.1407

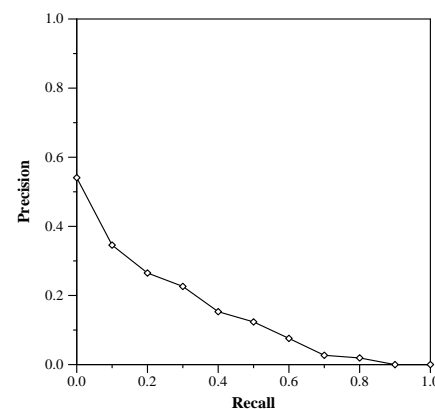
Document Level Averages	
	Precision
At 5 docs	0.2333
At 10 docs	0.2292
At 15 docs	0.2056
At 20 docs	0.1979
At 30 docs	0.1736
At 100 docs	0.1133
At 200 docs	0.0567
At 500 docs	0.0227
At 1000 docs	0.0113
R-Precision: precision after R (number relevant) documents retrieved	
Exact	0.2099



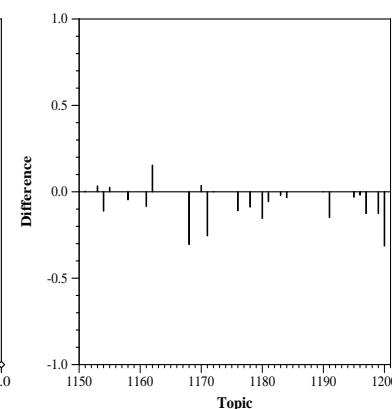
Recall-Precision Curve



Difference from Median Average Precision per Topic



Recall-Precision Curve



Difference from Median Average Precision per Topic