

Blog Track results, baseline blog distillation task — Beijing University of Posts and Telecommunications

Summary Statistics	
Run ID:	prisb
Document fields used	permalinks
Number of Topics:	24
Total number of documents over all topics	
Retrieved:	2400
Relevant and contains an opinion:	618
Relevant opinion documents retrieved:	338

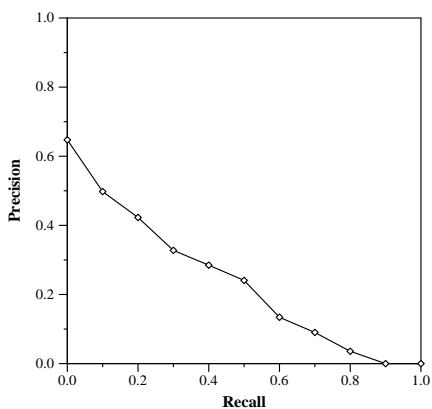
Summary Statistics	
Run ID:	pris
Document fields used	permalinks
Number of Topics:	24
Total number of documents over all topics	
Retrieved:	2400
Relevant and contains an opinion:	618
Relevant opinion documents retrieved:	353

Recall Level Averages	
Recall	Precision
0.00	0.6474
0.10	0.4977
0.20	0.4228
0.30	0.3276
0.40	0.2848
0.50	0.2407
0.60	0.1340
0.70	0.0901
0.80	0.0357
0.90	0.0000
1.00	0.0000
Mean average precision	
non-interpolated	0.2210

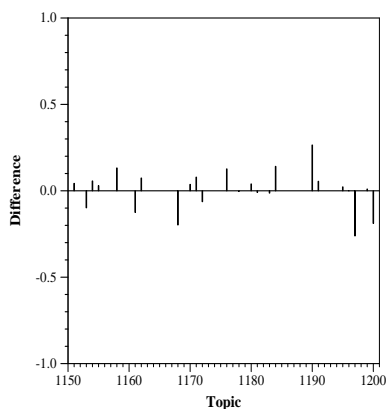
Document Level Averages	
	Precision
At 5 docs	0.4000
At 10 docs	0.3250
At 15 docs	0.2833
At 20 docs	0.2667
At 30 docs	0.2389
At 100 docs	0.1408
At 200 docs	0.0704
At 500 docs	0.0282
At 1000 docs	0.0141
R-Precision: precision after R (number relevant) documents retrieved	
Exact	0.2885

Recall Level Averages	
Recall	Precision
0.00	0.6134
0.10	0.5162
0.20	0.4393
0.30	0.3589
0.40	0.3265
0.50	0.2527
0.60	0.1690
0.70	0.1218
0.80	0.0377
0.90	0.0102
1.00	0.0000
Mean average precision	
non-interpolated	0.2355

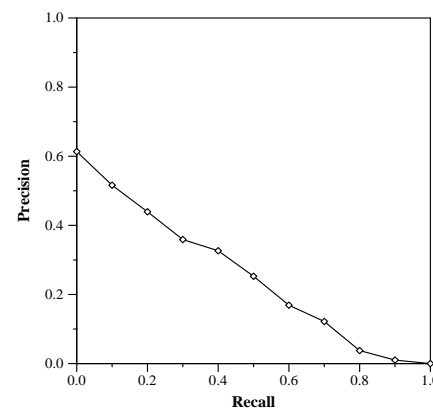
Document Level Averages	
	Precision
At 5 docs	0.3833
At 10 docs	0.3417
At 15 docs	0.3194
At 20 docs	0.2937
At 30 docs	0.2431
At 100 docs	0.1471
At 200 docs	0.0735
At 500 docs	0.0294
At 1000 docs	0.0147
R-Precision: precision after R (number relevant) documents retrieved	
Exact	0.2981



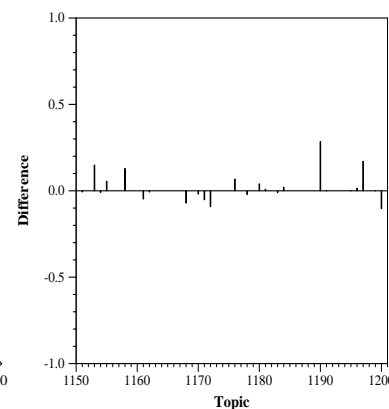
Recall-Precision Curve



Difference from Median Average Precision per Topic



Recall-Precision Curve



Difference from Median Average Precision per Topic