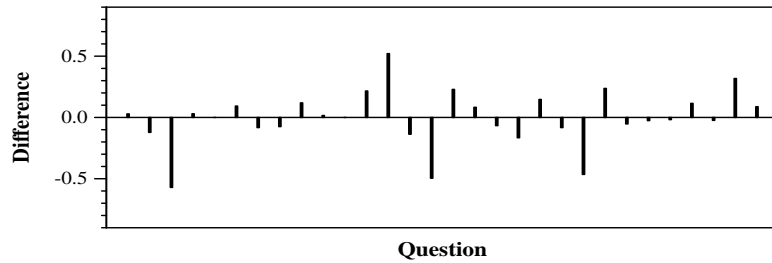
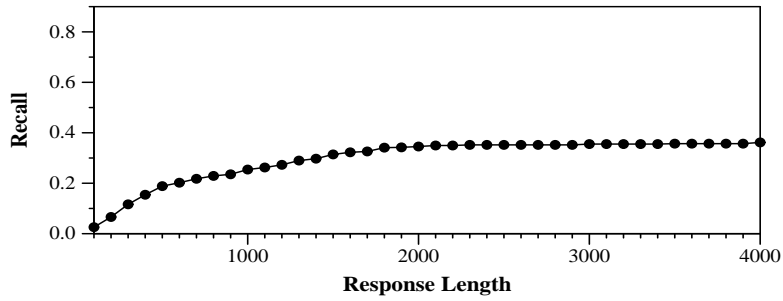
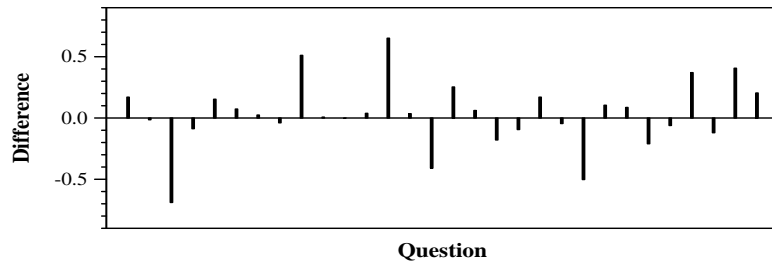


Run ID:	UMassIntA
Run Description:	Automatic, final run
Corresponding baseline run:	UMassBaseAut
Interaction ID:	UMass2
Average Pyramid F score ($\beta = 3$):	0.347
Mean Average Nugget Recall:	0.2972

Nugget Recall	
At Length	Recall
100	0.0258
200	0.0662
500	0.1885
1000	0.2542
1500	0.3142
2000	0.3455
2500	0.3520
3000	0.3553
4000	0.3618



Difference from median Pyramid score



Change in Pyramid score from baseline run