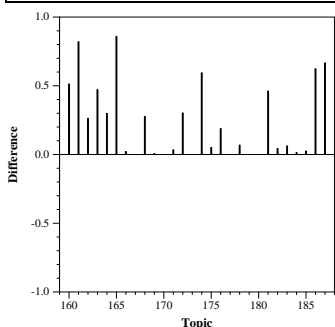
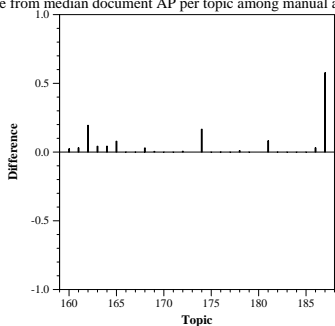


Genomics Track results — Weill Medical College of Cornell University

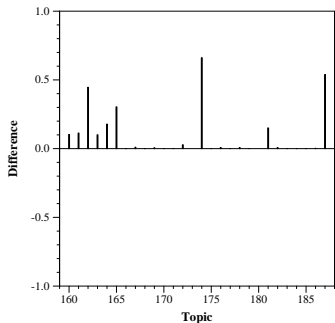
icb1	
Run type	interactive
Document MAP	0.30026165
Passage MAP	0.05170457
Aspect MAP	0.11002113



Difference from median document AP per topic among manual and interactive runs

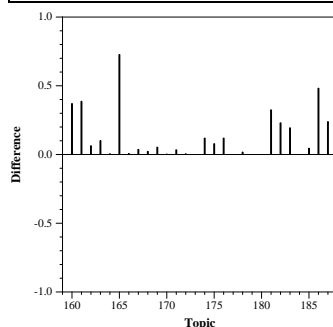


Difference from median passage AP per topic among manual and interactive runs

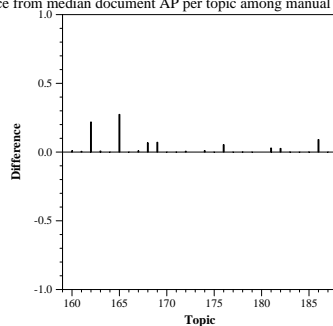


Difference from median aspect AP per topic among manual and interactive runs

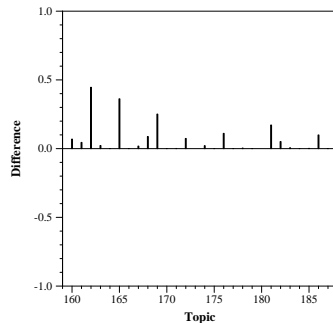
icb2	
Run type	interactive
Document MAP	0.18460258
Passage MAP	0.03480382
Aspect MAP	0.07841108



Difference from median document AP per topic among manual and interactive runs

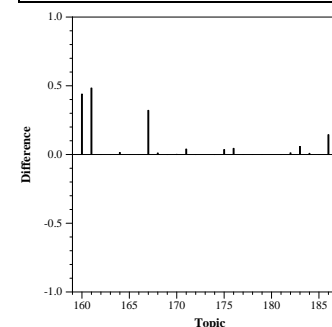


Difference from median passage AP per topic among manual and interactive runs

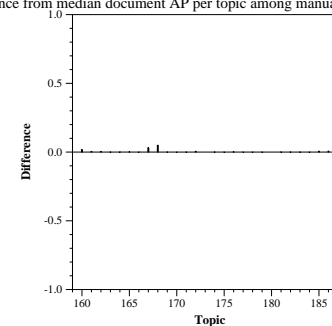


Difference from median aspect AP per topic among manual and interactive runs

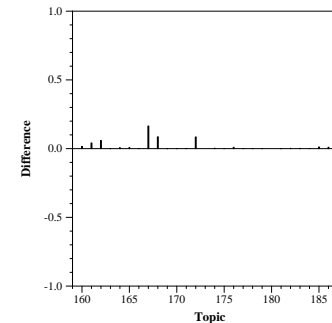
icb3	
Run type	interactive
Document MAP	0.11467795
Passage MAP	0.00762857
Aspect MAP	0.03125933



Difference from median document AP per topic among manual and interactive runs



Difference from median passage AP per topic among manual and interactive runs



Difference from median aspect AP per topic among manual and interactive runs