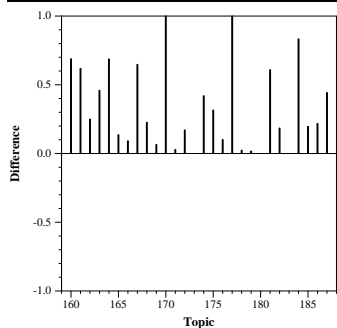
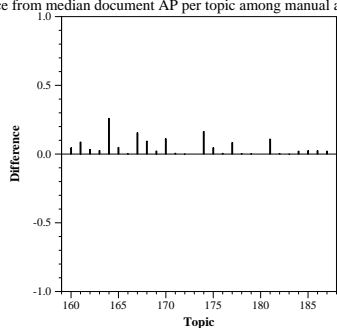


Genomics Track results — UCHSC at Fitzsimons

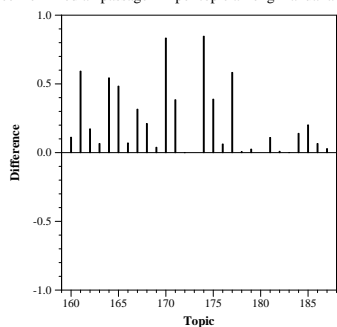
uchsc1	
Run type	interactive
Document MAP	0.40663066
Passage MAP	0.05456953
Aspect MAP	0.24955196



Difference from median document AP per topic among manual and interactive runs



Difference from median passage AP per topic among manual and interactive runs



Difference from median aspect AP per topic among manual and interactive runs