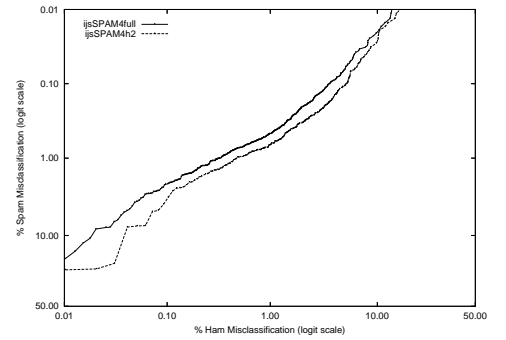
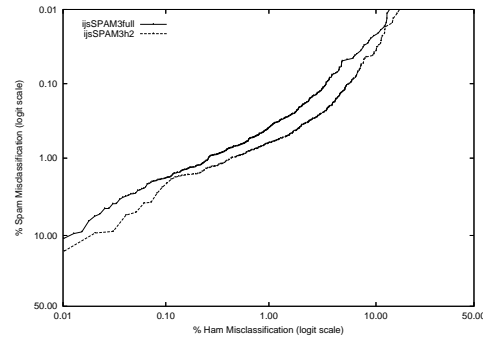
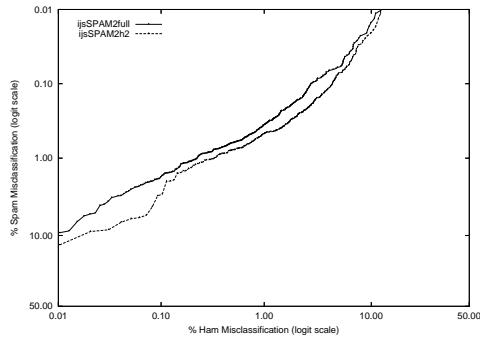
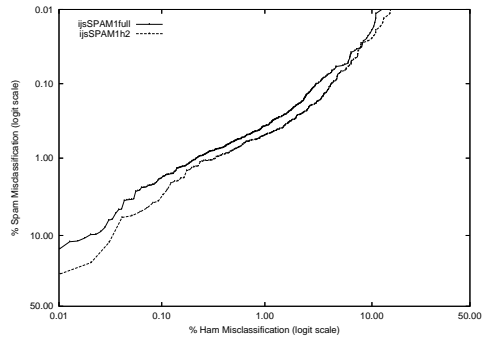


# ijs - Jozef Stefan Inst. - Public subset Corpora

	ijsSPAM1full	ijsSPAM1h2
Ham Misc%	0.25 (0.20-0.30)	0.32 (0.22-0.45)
Spam Misc%	0.93 (0.85-1.02)	1.02 (0.94-1.11)
Logit av Misc%	0.48 (0.43-0.53)	0.57 (0.48-0.68)
(1-ROCA)%	0.021 (0.018 - 0.025)	0.034 (0.024 - 0.048)
	ijsSPAM2full	ijsSPAM2h2
Ham Misc%	0.23 (0.18-0.28)	0.30 (0.20-0.43)
Spam Misc%	0.95 (0.87-1.04)	1.04 (0.96-1.13)
Logit av Misc%	0.47 (0.42-0.52)	0.56 (0.46-0.67)
(1-ROCA)%	0.019 (0.015 - 0.023)	0.031 (0.023 - 0.042)
	ijsSPAM3full	ijsSPAM3h2
Ham Misc%	0.26 (0.21-0.32)	0.38 (0.27-0.52)
Spam Misc%	0.97 (0.89-1.06)	1.11 (1.02-1.20)
Logit av Misc%	0.51 (0.45-0.56)	0.65 (0.55-0.77)
(1-ROCA)%	0.022 (0.019 - 0.026)	0.038 (0.028 - 0.051)
	ijsSPAM4full	ijsSPAM4h2
Ham Misc%	0.37 (0.31-0.43)	0.45 (0.33-0.61)
Spam Misc%	0.91 (0.83-0.99)	1.05 (0.97-1.14)
Logit av Misc%	0.58 (0.53-0.63)	0.69 (0.59-0.80)
(1-ROCA)%	0.025 (0.021 - 0.029)	0.041 (0.030 - 0.056)

ROC Curves



Cumulative ROC Area

