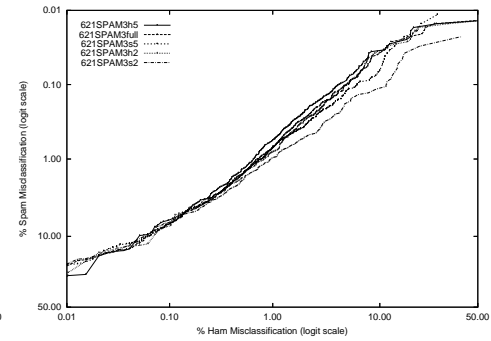
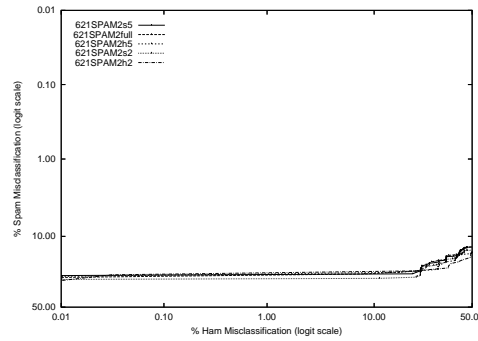
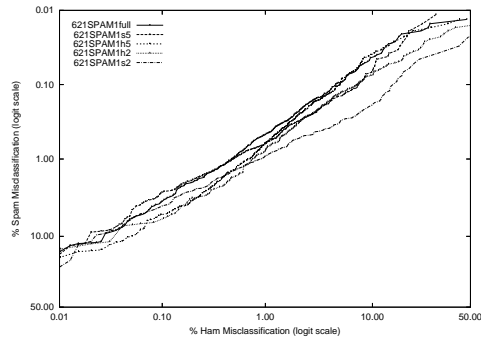


621 - IBM Research (Segal) - Public subset Corpora

	621SPAM1full	621SPAM1h2	621SPAM1h5	621SPAM1s2	621SPAM1s5
Ham Misc%	2.38 (2.23-2.54)	3.94 (3.56-4.34)	2.78 (2.56-3.02)	3.45 (3.27-3.64)	2.51 (2.36-2.67)
Spam Misc%	0.20 (0.16-0.24)	0.17 (0.14-0.21)	0.19 (0.15-0.23)	0.42 (0.32-0.55)	0.27 (0.21-0.34)
Logit av Misc%	0.69 (0.62-0.76)	0.83 (0.74-0.93)	0.72 (0.65-0.81)	1.22 (1.07-1.39)	0.83 (0.74-0.94)
(1-ROCA)%	0.044 (0.034 - 0.058)	0.070 (0.050 - 0.100)	0.054 (0.045 - 0.066)	0.091 (0.066 - 0.125)	0.048 (0.034 - 0.066)
	621SPAM2full	621SPAM2h2	621SPAM2h5	621SPAM2s2	621SPAM2s5
Ham Misc%	55.06 (54.57-55.55)	58.82 (57.84-59.80)	57.10 (56.40-57.79)	54.53 (54.03-55.02)	54.80 (54.30-55.29)
Spam Misc%	1.07 (0.98-1.16)	1.39 (1.29-1.49)	1.18 (1.09-1.28)	1.34 (1.15-1.55)	0.86 (0.76-0.98)
Logit av Misc%	10.32 (9.93-10.72)	12.42 (11.98-12.88)	11.20 (10.79-11.63)	11.33 (10.60-12.10)	9.32 (8.78-9.89)
(1-ROCA)%	11.362 (11.152 - 11.576)	12.626 (12.329 - 12.929)	12.221 (11.992 - 12.455)	12.291 (11.957 - 12.634)	11.352 (11.128 - 11.579)
	621SPAM3full	621SPAM3h2	621SPAM3h5	621SPAM3s2	621SPAM3s5
Ham Misc%	3.14 (2.97-3.31)	3.33 (2.99-3.71)	2.84 (2.62-3.09)	5.28 (5.07-5.51)	4.32 (4.12-4.52)
Spam Misc%	0.17 (0.14-0.21)	0.16 (0.13-0.20)	0.16 (0.13-0.20)	0.17 (0.11-0.26)	0.16 (0.12-0.22)
Logit av Misc%	0.73 (0.66-0.82)	0.74 (0.66-0.84)	0.68 (0.61-0.76)	0.98 (0.80-1.20)	0.84 (0.72-0.98)
(1-ROCA)%	0.060 (0.048 - 0.074)	0.068 (0.049 - 0.094)	0.058 (0.043 - 0.076)	0.085 (0.059 - 0.122)	0.061 (0.048 - 0.079)

ROC Curves



Cumulative ROC Area

