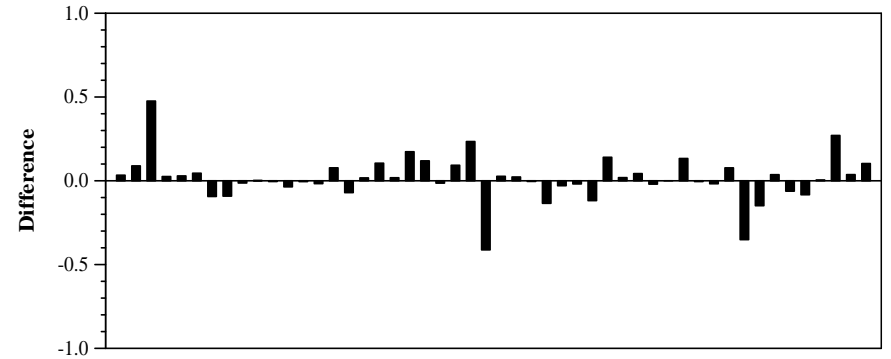
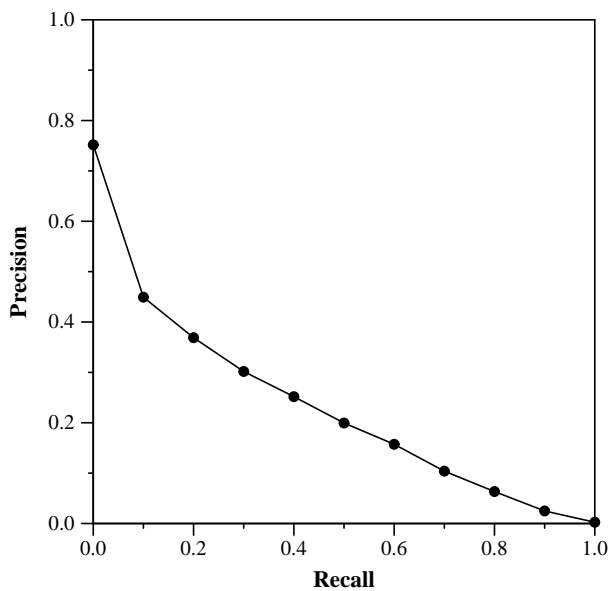


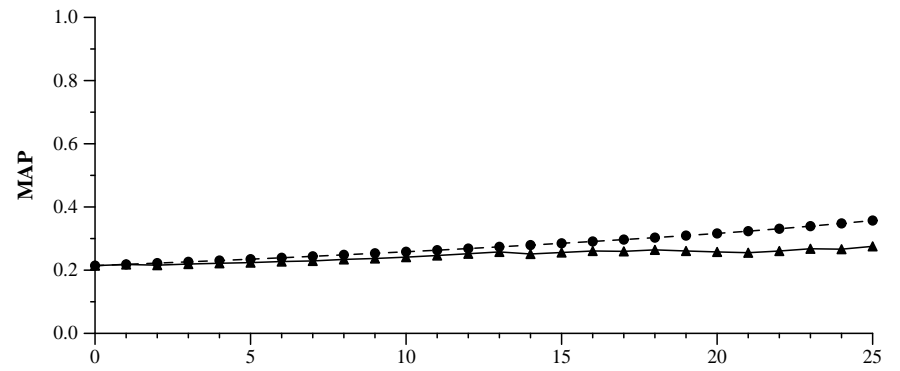
Robust track results — Indiana University (Yang)

Summary Statistics	
Run ID	wdf1s1wp1sm
Run Description:	Automatic run, title+desc
Total number retrieved	50000
Total relevant	6561
Total relevant retrieved	4197
MAP	0.2143
Geometric MAP	0.1451

Document Level Averages	
	Precision
At 5 docs	0.4640
At 10 docs	0.4420
At 15 docs	0.4160
At 20 docs	0.4130
At 30 docs	0.4013
At 100 docs	0.2800
At 200 docs	0.2130
At 500 docs	0.1351
At 1000 docs	0.0839
R-Precision	
Exact	0.2716



Difference from median in average precision per topic



Area between optimal and predicted MAP curves: 0.8010